

Department of Consumer Affairs  
California State Athletic Commission

**COMMISSION MEETING**

*July 12, 2016  
Los Angeles, CA*

**P  
U  
B  
L  
I  
C**



**C  
O  
P  
Y**

Chairman John Carvelli  
Vice Chair Mary Lehman  
Commissioner John Frierson  
Commissioner Martha Shen-Urquidez  
Commissioner Van Gordon Sauter  
Commissioner Vernon Williams  
Commissioner Luis Ayala  
Executive Officer Andy Foster

**PLEASE DO NOT TAKE**



**CALIFORNIA STATE ATHLETIC COMMISSION**  
2005 Evergreen Street, Suite 2010 | Sacramento, CA 95815  
Phone: (916) 263-2195 | Fax: (916) 263-2197  
Website: [www.dca.ca.gov/csac](http://www.dca.ca.gov/csac) | Email: [csac@dca.ca.gov](mailto:csac@dca.ca.gov)



Members of the Commission

John Carvelli, Chair  
Mary Lehman, Vice Chair  
John Frierson  
Martha Shen-Urquidez  
Van Gordon Sauter  
Vernon Williams  
Luis Ayala

## COMMISSION MEETING AGENDA

Tuesday, July 12, 2016

10:00 a.m. - Conclusion of Business

Location:

LA84 Foundation  
Pavilion Meeting Room  
2141 West Adams Boulevard  
Los Angeles, CA 90018-2040

*ORDER OF ITEMS SUBJECT TO CHANGE*

### OPEN SESSION

1. Call to Order/Pledge of Allegiance/Roll Call/Establishment of a Quorum
2. Welcome - Chairman's opening remarks.
3. Approval of the April 25, 2016, Commission Meeting Minutes.
4. Discussion on Appropriate Level of Executive Officer Compensation for the Athletic Commission
  - a. Presentation of Department of Consumer Affairs Human Resources on Process for Reassessing Salary for Exempt Positions
  - b. Recommendation to Increase Executive Officer Salary (Action)
5. Executive Officer's Report
  - a. Budget Update
  - b. Neurological Fund Budget Update
  - c. Pension Fund Update
  - d. Report on Pending and Proposed Regulations and Legislation
  - e. Status Update of Delegated Entities
    - California Amateur Mixed Martial Arts Organizations (CAMO)
    - USA Boxing (USA Boxing)
    - United States Fight League (USFL)
    - International Kickboxing Federation (IKF)
  - f. Report on American Academy of Neurology Conference
  - g. Upcoming Event Schedule

6. Subcommittees Updates:
  - a. Large Event Promotion (Commissioner Shen-Urquidez and Sauter)
  - b. Officials Training (Commissioner Shen-Urquidez and Ayala)
  - c. Pension Fund Subcommittee (Commissioner Lehman and Ayala)
7. Discussion regarding kickboxing regulations
8. Review and approval of proposed regulations to adopt section 610, of Division 2, of Title 4 of the California Code of Regulations - "Headgear"
9. Discussion and possible action regarding formal comment on Assembly Bill-2007 (McCarty) - This bill would require youth sports, including youth full contact sports, to cease sporting activity and notify parents of any suspected concussions and require concussion education for participants. It also requires medical clearance before return to competition is authorized.
10. Business and Professions Code section 18640.5 requires the Commission to invite stakeholder testimony at Commission meetings in order to identify actions that may lead to greater opportunities for licensees to participate in major professional boxing contests.
11. Public comment on items not on the agenda  
*(The Commission may not discuss or take action on any matter raised during this public comment section, except to decide whether to place the matter on the agenda of a future meeting pursuant to Government Code §§ 11125, 11125.7(a))*
12. Next Meeting Scheduled for August 23, 2016, in Los Angeles, CA
13. ADJOURNMENT

**NOTICE:** The meeting is accessible to the physically disabled. A person who needs disability-related accommodation or modification in order to participate in the meeting may make a request by contacting Heather Jackson at (916) 263-2195 or email [heather.jackson@dca.ca.gov](mailto:heather.jackson@dca.ca.gov) or sending a written request to the California State Athletic Commission, 2005 Evergreen Street, Suite 2010, Sacramento, CA 95815. Providing your request at least five (5) days before the meeting will help ensure availability of the requested accommodation. Requests for further information should be directed to Heather Jackson at the same address and telephone number. Meetings of the California State Athletic Commission are open to the public except when specifically noticed otherwise in accordance with the Open Meetings Act. The audience will be given appropriate opportunities to comment on any issue presented. This meeting will be available for viewing via live webcast. To view the webcast, click the following link and click on the Athletic Commission's link on the Calendar. <https://thedcapage.wordpress.com/webcasts> Please note - While the Athletic Commission intends to webcast this meeting, it may not be possible to webcast the entire open meeting due to limitations on resources.

**Agenda Item #3**



**CALIFORNIA STATE ATHLETIC COMMISSION**

2005 Evergreen Street, Suite 2010 | Sacramento, CA 95815

Phone: (916) 263-2195 | Fax: (916) 263-2197

Website: [www.dca.ca.gov/csac](http://www.dca.ca.gov/csac) | Email: [csac@dca.ca.gov](mailto:csac@dca.ca.gov)



Members of the Commission

John Carvelli, Chair  
Mary Lehman, Vice Chair  
John Frierson  
Martha Shen-Urquidez  
Van Gordon Sauter  
Vernon Williams, MD  
Luis Ayala

Agenda items may be taken out of order the  
agenda except public comment.  
Action may be taken on any item listed on

# CALIFORNIA STATE ATHLETIC COMMISSION

## MEETING MINUTES

Monday, April 25, 2016

10:00 a.m. - Conclusion of Business

### Location:

OC Fair & Event Center  
OC Conference Room, Administration Building  
88 Fair Drive  
Costa Mesa, CA 92626

### Commissioners Present

Chair John Carvelli  
Vice-Chair Mary Lehman  
Commissioner Martha Shen-Urquidez  
Commissioner Van Gordon Sauter  
Commissioner Vernon Williams, MD  
Commissioner Luis Ayala

### Staff Present

Andy Foster, Executive Officer  
Sophia Cornejo, Assistant Executive Officer  
Gary Duke, Legal Counsel  
Heather Jackson, Staff

### Commissioners Absent

Commissioner John Frierson

### OPEN SESSION

#### Agenda Item 1 – Call the meeting to Order/Roll Call/Pledge of Allegiance/Establishment of a Quorum

The meeting was called to order at 10:00 a.m. and a quorum was present.

#### Agenda Item 2 – Welcome - Chairman's Opening Remarks

Chairman Carvelli welcomed everyone to the Orange County Fairgrounds for the meeting. He mentioned that Commissioner John Frierson is getting better and should be at the next scheduled Commission Meeting.

**Agenda Item 3 – Approval of the February 2, 2016, Commission Meeting Minutes**

*Commissioner Shen-Urquidez motioned to approve the February 2, 2016, Commission Meeting minutes as presented.*

*Commissioner Van Gordon Sauter seconded the motion.*

*The motion passed 6-0 by roll call vote.*

**Agenda Item 5 – Discussion and possible action regarding delegation of amateur boxing to USA Boxing**

**CONFIRMATION OF NOT-FOR-PROFIT ORGANIZATION**

*Commissioner Martha Shen-Urquidez motioned to confirm that based on information attained from the Secretary of State Office, USA Boxing is in fact a domestic not-for-profit organization. Vice-Chair Mary Lehman seconded the motion.*

*The motion passed 6-0 by roll call vote.*

**APPROVAL OF REVISIONS TO BY-LAWS**

*Commissioner Martha Shen-Urquidez motioned to approve revisions to USA Boxing's by-laws. Vice-Chair Mary Lehman seconded the motion.*

*The motion passed 6-0 by roll call vote.*

**SAFETY STANDARDS MEET OR EXCEED CSAC**

*Commissioner Martha Shen-Urquidez motioned to confirm that the safety and fairness standards in the USA Boxing by-laws that were submitted do in fact meet or exceeds those of the Commission's rulebook. Vice-Chair Mary Lehman seconded the motion.*

*The motion passed 6-0 by roll call vote.*

**OFFICIAL DELEGATION**

*Commissioner Martha Shen-Urquidez motioned to adopt the delegated agreement to USA Boxing. Commissioner Luis Ayala seconded the motion.*

*Commissioner Martha Shen-Urquidez revised her motion to include revisions as discussed. Vice-Chair Mary Lehman seconded the motion.*

*The motion passed 6-0 by roll call vote.*

**Agenda Item 5 – Executive Officers Report**

**Budget Update**

Executive Officer (EO) Andy Foster reported that the Commission's revenue continues to be strong and should only increase as more events are requested in summer months.

He further reported that as of March 31, 2016, the Commission has deposited \$1,279,211 and spent \$1,085,118. The fund balance has increased to \$957,346. The Commission has \$385,885 dollars left in appropriation for the three remaining months of fiscal year 15/16.

Report on Pending and Proposed Regulations and Legislation

*"Definitions, Prohibited Substances and Methods, Therapeutic Use Exemptions, Transgender Athletes"* regulation is pending final review and approval at Business, Consumer Services and Housing Agency.

*"Examination of Boxer Applicants and Neurological Assessment"* regulatory proposal is pending Legal Counsel's review and approval.

*"Payment to Contestants"* regulatory proposal is pending Legal Counsel's review and approval.

*"Headgear"* emergency regulation package was submitted to OAL on April 11, 2016, and is currently being reviewed by their attorneys.

*"Weighing Time, Time for Physical Examinations, and Dehydration and Rehydration"* emergency regulation package is on today's agenda for action.

Status Update of Delegated Entities

**CAMO - Amateur Mixed Martial Arts**

EO Foster explained that CAMO was having difficulty implementing the body caliper testing and is requesting that the program be discontinued. Instead, Mr. Steele suggests the need to purchase bioelectric impedance scales.

Commissioner Van Gordon Sauter suggested that CAMO reach out to NCAA, local high schools and colleges to borrow/share the cost of scales.

Mr. JT Steele presented the Commission with a slight fee change in the official's licensing fee to allow reimbursement of air horns for Timekeepers.

**USA Boxing- Amateur Boxing**

EO Foster reported that USA Boxing has regulated 27 sanctioned events in the first quarter of 2016.

**USFL- Youth Pankration**

EO Foster reported that USFL has had one event in February and had two minor injuries.

**IKF - Amateur Kickboxing**

EO Foster reported that IKF has regulated 14 events since the last report on January 25, 2016.

d. Neurological Fund Update

EO Foster reported that the fund balance of the Neurological Fund as of FM 09 is \$621,000.

e. Pension Fund Update

EO Foster reported that the Pension investment account balance is \$5,151,186.82 as of March 31, 2016.

Chairman Carvelli created a Pension Fund Outreach Subcommittee by appointing Commissioner Luis Ayala and Vice Chair Mary Lehman, as well as members four volunteers; Dr. Lou Moret, Roy Englebrecht, Ray Corona, and Tony Crebs.

**Agenda Item 6 – Subcommittee Updates**

- a. **Large Event Promotion** – Commissioner Shen-Urquidez gave an update; she stated that promoting large events entails branding the Commission, developing a great product, health and safety, and improving the Commission's profile.
- b. **Officials Training** – Commissioner Shen-Urquidez gave an update on the status of officials training. She reported that there has been a significant increase in participation with the POD Index training component, and that most officials are compliant.
- c. **Instant Replay** – Commissioner Shen-Urquidez provided the Commission with an overview of the option to use instant replay and her results from interviews with key industry stakeholders. Her survey concluded that, in general, most of the industry would like the option to utilize instant replay. The Commission further discussed the various obstacles for implementation.

**Agenda Item 7 - Discussion and possible action regarding the Advisory Committee on Medical and Safety Standard's suggestion of free pregnancy testing kits that preserve fighter's privacy rights**

The EO presented the Commission with a policy recommendation to consider providing, at no cost to the athletes, pregnancy testing kits in the restrooms at all weigh-ins. These tests would be totally voluntary and no request to take the test would be required or asked for by the Commission.

*Vice Chair Lehman motioned to approve Commission staff to place pregnancy testing kits in the bathrooms at weigh-ins and to add the advisory statement of the dangers while fighting pregnant to the pre-bout medical questionnaire. Commission Shen-Urquidez seconded the motion.*

*The motion passed 6-0 by roll call vote.*

**Agenda Item 8 - Discussion and possible adoption of amendments to proposed emergency regulations sections 297 "Weighing Time" and 300 "Time for Physical Examinations" and section 299 "Dehydration and Rehydration", of Article 6 of Division 2, of Title 4 of the California Code of Regulations**

The EO presented the Commission with a summary of this agenda. He provided an explanation that the emergency regulation language was coming back to the Commission for vote because during the review process of the initial language, the DCA Director and Executive Staff had concerns with section 297(a), further stating that it was unnecessary, considering that Ringside Physicians already have the authority in the law. Additionally, it was agreed to totally ban intravenous (IV) therapies with no exception. If an athlete requires IV therapy 24 hours before competing in a combat sporting event, the Ringside Physicians do not believe fighting is prudent.

The EO recommended approving the new regulatory emergency language proposed at the meeting.

*Commissioner Ayala motioned to approve the proposed emergency language and authorize Commission staff to proceed with the emergency rulemaking process; Vice Chair Lehman seconded the motion.*

*The motion passed 6-0 by roll call vote.*



**Agenda Item 9 - Discussion and possible action regarding the State Athletic Commission Neurological Examination Account and C3 Logix testing.**

The EO withdrew the memorandum that was provided in the Commission meeting materials and presented the Commissioners a memorandum from Melinda McClain, DCA Deputy Director of Legislative & Regulatory Review. The memorandum served to memorialize the DCA's correction regarding the Commission's interpretation, as presented in the meeting materials for this meeting, of Business & Professions Code 18711(d) which specifies what the Commission's spending authority shall be from the Neurological Examination Account. Historically, the Commission's spending authority was 30 percent of its appropriation. However, the interpretation of this statute by DCA's Budget Officer, Taylor Schick, is the Commission is able to spend up to the full 30% of the entire fund balance. A Budget Change Proposal would be the correct course of action to increase the current appropriation amount, should the Commission so choose.

The EO recommend the Commission vote to direct the EO to purchase C3 Logix testing program that will provide a neurological baseline on all athletes, thereby establishing a record that can be measured after future injuries.

*Commissioner Shen-Urquidez motioned to direct staff to purchase C3 Logix testing program for Neurological testing of athletes.*

Public Comment: Roy Englebrecht asked if this test would be a requirement of licensure to replace the existing Neurological test that is already required.

*Commissioner Ayala seconded the motion.*

*The motion passed 6-0 by roll call vote.*

**Agenda Item 10 – Consideration of proposed policy and procedure delineating Chair and Commissions' authority to speak on behalf of the Commission.**

The EO and Legal Counsel presented to the Commissioners a policy to establish a foundation for accurate communications regarding the Commission's activities, including statements to the news media.

The EO speaks to the media about day to day issues of already established policy. This policy is for speaking for the Commission regarding something the Commission has not taken a formal position on that is not ministerial or administrative in nature.

*Commissioner Ayala motioned to approve the policy presented to delineate the Chairman's and Commissioners' authority to speak on behalf of the Commission. Vice Chair Lehman seconded the motion.*

*The motion passed 6-0 by roll call vote.*

**Agenda Item 11 – Business and Professions Code section 18640.5 allows the Commission to invite stakeholder testimony at Commission meetings in order to identify actions that may lead to greater opportunities for licensees to participate in major professional boxing contests.**

There were no comments for this Agenda Item.

**Agenda Item 12 – Public Comment on items not on the Agenda**

There were no comments for this Agenda Item.

**CLOSED SESSION**

**Agenda Item 13 – Pursuant to Government Code Section 11126(a)(1) the Commission will meet in closed session to conduct an evaluation of the Executive Officer.**

N/A

**OPEN SESSION**

**Agenda Item 14 – Next Meeting Scheduled for June 28, 2016, in Los Angeles, CA.**

ADJOURNMENT

**Agenda Item #5**



## MEMORANDUM

|                |  |
|----------------|--|
| <b>DATE</b>    | July 12, 2016  |
| <b>TO</b>      | Commissioners , California State Athletic Commission                   |
| <b>FROM</b>    | Andy Foster, Executive Officer<br>California State Athletic Commission |
| <b>SUBJECT</b> | Agenda item #5 - Executive Officer's Report                            |

### A. Budget Update

The Commission's revenue for FY 15-16 was very good. Through 11 months of FY 15-16, the Commission deposited \$1,665,107 in revenue to the support fund while spending \$1,340,261. The Commission fund balance has increased to \$1,088,099, and should increase to over 1.2 million when the FM12 numbers are reported and finalized.

The Commission has deposited more revenue than in any year in at least the last 12 years.

### B. Neurological Fund Update

The Commission's Neurological fund was appropriated \$64,000 for FY 15-16 and is projected to spend \$9,419. The fund will have an appropriation reversion of \$54,581 in FY 15-16. I anticipate spending the entire appropriation of \$61,000 in FY 16-17 on the C3 Logix neurological testing tools. I also have requested a positive budget change proposal for additional purchases of C3 Logix testing equipment, inspector salary costs, and other testing costs for FY 17-18 and ongoing.

### C. Pension Fund Update

Enclosed is a graph that shows the Pension Plan payouts for the past 10 years. The payouts for 2016 are only through the first six months of the year, or June 2016.

### D. Report on Pending and Proposed Regulations and Legislation

**LEGISLATION:** AB 2007 - This bill requires youth sport organizations to report suspected concussions to the parents of the youth participant. This bill includes youth full contact sports. It also requires organizations to offer education regarding head injury and concussions.

#### **REGULATIONS:**

- "Definitions, Prohibited Substances and Methods, Therapeutic Use Exemptions, Transgender Athletes" regulation was approved by Business, Consumer Services and Housing Agency and is pending approval at the Department of Finance.

- *"Examination of Boxer Applicants and Neurological Assessment"* regulatory proposal is pending Legal Counsel's review and approval.
- *"Payment to Contestants"* regulatory proposal is pending Legal Counsel's review and approval.
- *"Headgear"* emergency regulation package was approved and is now effective. We will begin the regular rulemaking process and the language is on the agenda today for approval.
- *"Weighing Time, Time for Physical Examinations, and Dehydration and Rehydration"* emergency regulation package was approved and is now effective.

#### **E. Status Update on Delegated Entities**

- USFL Report
- IKF Report
- USA Boxing Report
- CAMO Report

#### **F. Report on American Academy of Neurology Conference**

I will be attending the American Academy of Neurology Conference and will be a keynote speaker regarding matchmaking combat sports.

#### **G. Upcoming Event Schedule**

Golden Boy is holding a show at Fantasy Springs on July 30th that will be broadcast on HBO Latino. The main event will be Joseph Diaz Jr. (21-1/11KOs) vs. Jose Ramirez (27-5-1/16KOs).

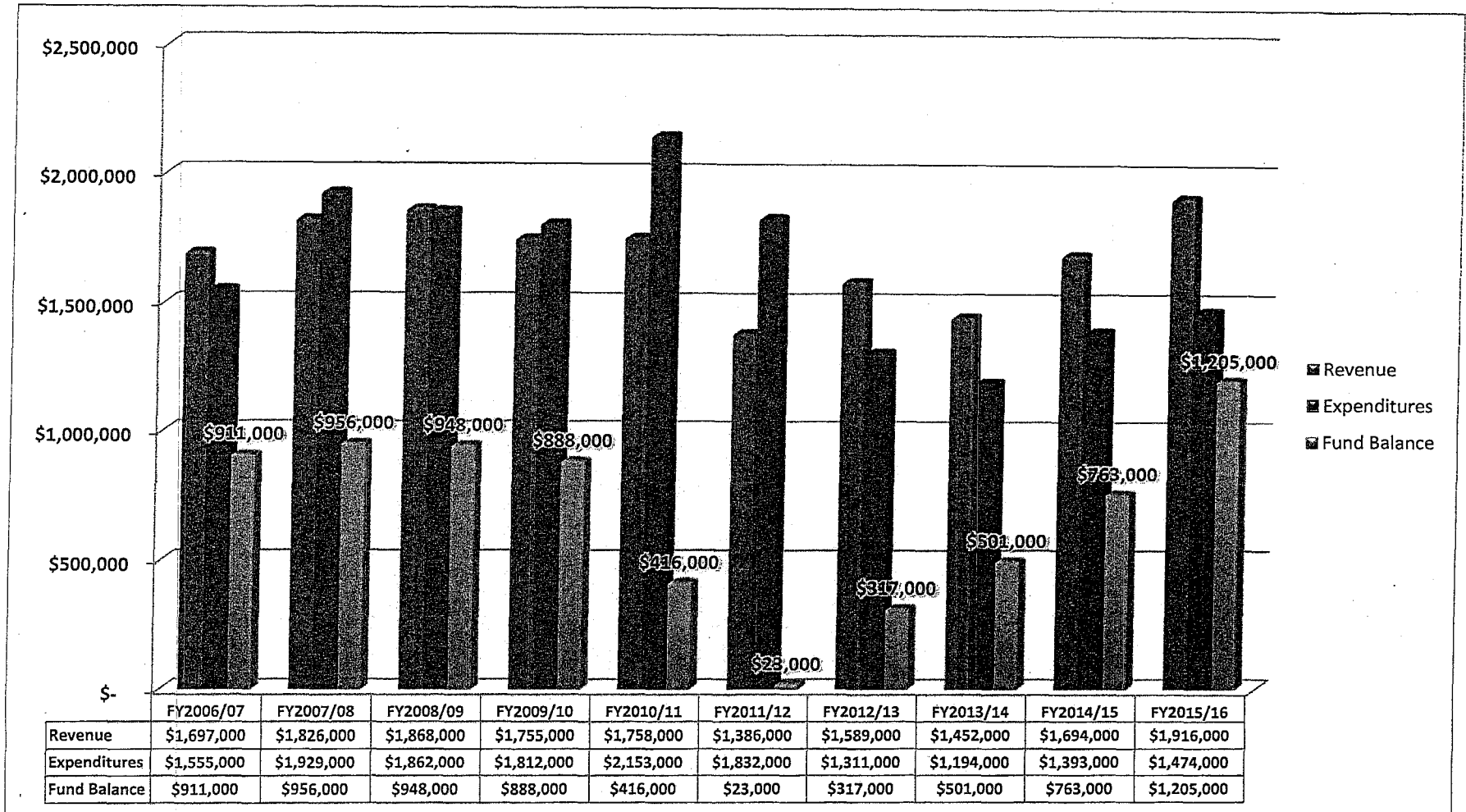
Roc Nation is holding an event at the Oakland Arena on August 6th that will be broadcast on HBO. The main event will be Andre Ward (29-0/15KOs) vs. TBA.

I would recommend these two shows to the Commissioners.

Also, the Association of Ringside Physicians and the Association of Boxing Commissions will be holding their annual meetings at the Monte Carlo in Las Vegas from July 29th-August 4th. I am scheduled to speak at both meetings and am giving reports as the Chair of the Boxing Registry Committee. As you know, California has more boxing events than any other Commission, and the use of the registry is critical to the Commission's overall success. The contract for the current record keeper is up for renewal and the Committee is vetting the other interested contractors for possible selection as the National Official Record Keeper.



**CSAC FUN DITION**  
w/ Revenue Expenditures over last 10 years



**0326 - Athletic Commission Fund**  
**Analysis of Fund Condition**

Prepared 6/28/16

(Dollars in Thousands)

| FY 2015-16 Projections with Actual Data from FY 2006-07 to FY 2014-15 | ACTUAL<br>2006-07 | ACTUAL<br>2007-08 | ACTUAL<br>2008-09 | ACTUAL<br>2009-10 | ACTUAL<br>2010-11 | ACTUAL<br>2011-12 | ACTUAL<br>2012-13 | ACTUAL<br>2013-14 | ACTUAL<br>2014-15 | CY<br>2015-16 |
|---|-------------------|-------------------|-------------------|-------------------|-------------------|-------------------|-------------------|-------------------|-------------------|---------------|
| <b>BEGINNING BALANCE</b>  | \$ 933            | \$ 911            | \$ 956            | \$ 948            | \$ 888            | \$ 416            | \$ 23             | \$ 317            | \$ 501            | \$ 763        |
| Prior Year Adjustment   | \$ (4)            | \$ 148            | \$ (14)           | \$ (3)            | \$ (77)           | \$ 53             | \$ 16             | \$ -74            | \$ (39)           | \$ -          |
| Adjusted Beginning Balance  | \$ 929            | \$ 1,059          | \$ 942            | \$ 945            | \$ 811            | \$ 469            | \$ 39             | \$ 243            | \$ 462            | \$ 763        |
| <b>REVENUES AND TRANSFERS</b>   |                   |                   |                   |                   |                   |                   |                   |                   |                   |               |
| Revenues:   |                   |                   |                   |                   |                   |                   |                   |                   |                   |               |
| 125600 Other regulatory fees  | \$ 1,282          | \$ 1,517          | \$ 1,517          | \$ 1,592          | \$ 1,521          | \$ 1,175          | \$ 1,341          | \$ 1,193          | \$ 1,420          | \$ 1,651      |
| 125700 Other regulatory licenses and permits                          | \$ 129            | \$ 6              | \$ 168            | \$ 93             | \$ 50             | \$ 126            | \$ 232            | \$ 224            | \$ 207            | \$ 193        |
| 125800 Renewal fees   | \$ 159            | \$ 246            | \$ 160            | \$ 59             | \$ 181            | \$ 82             | \$ 15             | \$ 32             | \$ 58             | \$ 66         |
| 125900 Delinquent fees  | \$ -              | \$ -              | \$ -              | \$ -              | \$ -              | \$ -              | \$ -              | \$ -              | \$ -              | \$ -          |
| 141200 Sales of documents   | \$ 11             | \$ 7              | \$ -              | \$ -              | \$ -              | \$ -              | \$ -              | \$ -              | \$ -              | \$ -          |
| 142500 Miscellaneous services to the public                           | \$ 1              | \$ -              | \$ -              | \$ 3              | \$ -              | \$ -              | \$ -              | \$ -              | \$ -              | \$ -          |
| 150300 Income from surplus money investments                          | \$ 60             | \$ 47             | \$ 23             | \$ 7              | \$ 5              | \$ 2              | \$ 1              | \$ 1              | \$ 2              | \$ 4          |
| 160100 Settlements and Judgements - Antit-Trust Actions               | \$ -              | \$ -              | \$ -              | \$ -              | \$ -              | \$ -              | \$ -              | \$ -              | \$ 1              | \$ 1          |
| 161400 Miscellaneous revenues   | \$ 55             | \$ 3              | \$ -              | \$ 1              | \$ 1              | \$ 1              | \$ -              | \$ 2              | \$ 6              | \$ 1          |
| 164300 Penalty assessments  | \$ -              | \$ -              | \$ -              | \$ -              | \$ -              | \$ -              | \$ -              | \$ -              | \$ -              | \$ -          |
| Totals, Revenues  | \$ 1,697          | \$ 1,826          | \$ 1,868          | \$ 1,755          | \$ 1,758          | \$ 1,386          | \$ 1,589          | \$ 1,452          | \$ 1,694          | \$ 1,916      |
| Transfers from Other Funds  |                   |                   |                   |                   |                   |                   |                   |                   |                   |               |
| Transfers to Other Funds  |                   |                   |                   |                   |                   |                   |                   |                   |                   |               |
| Totals, Revenues and Transfers  | \$ 1,537          | \$ 1,826          | \$ 1,868          | \$ 1,755          | \$ 1,758          | \$ 1,386          | \$ 1,589          | \$ 1,452          | \$ 1,694          | \$ 1,916      |
| Totals, Resources   | \$ 2,466          | \$ 2,885          | \$ 2,810          | \$ 2,700          | \$ 2,569          | \$ 1,855          | \$ 1,628          | \$ 1,695          | \$ 2,156          | \$ 2,679      |
| <b>EXPENDITURES</b>   |                   |                   |                   |                   |                   |                   |                   |                   |                   |               |
| Disbursements:  |                   |                   |                   |                   |                   |                   |                   |                   |                   |               |
| 1110 Program Expenditures (State Operations)                          | \$ 932            | \$ 1,927          | \$ 1,862          | \$ 1,811          | \$ 2,150          | \$ 1,823          | \$ 1,302          | \$ 1,194          | \$ 1,392          | \$ 1,471      |
| 1111 Program Expenditures (State Operations)                          | \$ 623            | \$ -              | \$ -              | \$ -              | \$ -              | \$ -              | \$ -              | \$ -              | \$ -              | \$ -          |
| 8880 FISC (State Operations)  | \$ -              | \$ -              | \$ -              | \$ -              | \$ -              | \$ -              | \$ 9              | \$ -              | \$ 1              | \$ 3          |
| Total Disbursements   | \$ 1,555          | \$ 1,929          | \$ 1,862          | \$ 1,812          | \$ 2,153          | \$ 1,832          | \$ 1,311          | \$ 1,194          | \$ 1,393          | \$ 1,474      |
| <b>FUND BALANCE</b>   |                   |                   |                   |                   |                   |                   |                   |                   |                   |               |
| Reserve for economic uncertainties                                    | \$ 911            | \$ 956            | \$ 948            | \$ 888            | \$ 416            | \$ 23             | \$ 317            | \$ 501            | \$ 763            | \$ 1,205      |
| Months In Reserve   | 5.7               | 6.2               | 6.3               | 4.9               | 2.7               | 0.2               | 3.2               | 4.3               | 6.2               | 8.6           |



**ATHLETIC COMMISSION FY 2015-16 EXPENDITURE PLANNING VS ACTUAL SPENDING**

Updated with FM09 Calstars

|  | 15-16 Budget<br>Act | ACTUAL<br>July    | ACTUAL<br>August | ACTUAL<br>September | ACTUAL<br>October | ACTUAL<br>November | ACTUAL<br>December | ACTUAL<br>January | ACTUAL<br>February | ACTUAL<br>March  | ACTUAL<br>April  | ACTUAL<br>May     | PROJECTED<br>June | Proposed<br>Expenditure | ACTUAL<br>Expenditure | YTD Exp. +<br>Encumbrance | Average<br>Monthly<br>Expenditure |
|--|---------------------|-------------------|------------------|---------------------|-------------------|--------------------|--------------------|-------------------|--------------------|------------------|------------------|-------------------|-------------------|-------------------------|-----------------------|---------------------------|-----------------------------------|
| <b>PERSONAL SERVICES:</b>              |                     |                   |                  |                     |                   |                    |                    |                   |                    |                  |                  |                   |                   |                         |                       |                           |                                   |
| Civil Service-Perm                     | 325,000             | \$ 21,096         | \$ 21,828        | \$ 22,302           | \$ 22,742         | \$ 22,743          | \$ 22,780          | \$ 22,742         | \$ 22,435          | \$ 20,569        | \$ 20,045        | \$ 19,768         | \$ 19,766         | \$ 258,816              | \$ 239,050            | \$ 239,050                | \$ 21,732                         |
| Statutory-Exempt (EO)                  | 85,000              | \$ 8,061          | \$ 8,061         | \$ 8,061            | \$ 8,061          | \$ 8,061           | \$ 8,061           | \$ 8,061          | \$ 8,061           | \$ 8,061         | \$ 8,061         | \$ 9,921          | \$ 8,061          | \$ 98,592               | \$ 90,531             | \$ 90,531                 | \$ 8,230                          |
| Athletic Inspectors                    | 238,000             | \$ -              | \$ 18,646        | \$ 30,877           | \$ 17,492         | \$ 25,065          | \$ 17,286          | \$ 15,757         | \$ 18,423          | \$ 22,300        | \$ 17,924        | \$ 32,215         | \$ 43,198         | \$ 259,183              | \$ 215,985            | \$ 215,985                | \$ 19,635                         |
| Board/Commission                       | 4,000               | \$ -              | \$ -             | \$ -                | \$ -              | \$ -               | \$ -               | \$ -              | \$ -               | \$ 1,900         | \$ -             | \$ 600            | \$ 1,500          | \$ 4,000                | \$ 2,500              | \$ 2,500                  | \$ 227                            |
| Temporary Help                         | -                   | \$ 2,140          | \$ 2,140         | \$ 2,140            | \$ 2,140          | \$ 2,140           | \$ 2,140           | \$ 2,140          | \$ -               | \$ -             | \$ 929           | \$ -              | \$ (1)            | \$ 15,908               | \$ 15,906             | \$ 15,906                 | \$ 1,446                          |
| Overtime                               | -                   | \$ -              | \$ -             | \$ -                | \$ 439            | \$ -               | \$ 94              | \$ 122            | \$ 186             | \$ -             | \$ 384           | \$ -              | \$ (1)            | \$ 1,224                | \$ 1,225              | \$ 1,225                  | \$ 111                            |
| Staff Benefits                         | 261,000             | \$ 19,792         | \$ 22,437        | \$ 23,770           | \$ 22,397         | \$ 22,825          | \$ 23,336          | \$ 22,484         | \$ 20,956          | \$ 19,839        | \$ 19,681        | \$ 19,978         | \$ 20,054         | \$ 257,549              | \$ 237,495            | \$ 237,495                | \$ 21,590                         |
| <b>TOTAL, PERSONAL SERVICES</b>        | <b>913,000</b>      | <b>\$ 51,089</b>  | <b>\$ 73,112</b> | <b>\$ 87,150</b>    | <b>\$ 73,271</b>  | <b>\$ 80,834</b>   | <b>\$ 73,697</b>   | <b>\$ 71,306</b>  | <b>\$ 70,061</b>   | <b>\$ 72,669</b> | <b>\$ 67,024</b> | <b>\$ 82,482</b>  | <b>\$ 92,577</b>  | <b>\$ 895,272</b>       | <b>\$ 802,692</b>     | <b>\$ 802,692</b>         | <b>\$ 72,972</b>                  |
| <b>OPERATING EXPENSE AND EQUIPMENT</b> |                     |                   |                  |                     |                   |                    |                    |                   |                    |                  |                  |                   |                   |                         |                       |                           |                                   |
| Fingerprints                           | -                   | \$ -              | \$ -             | \$ -                | \$ -              | \$ -               | \$ -               | \$ -              | \$ -               | \$ -             | \$ -             | \$ -              | \$ 100            | \$ 100                  | \$ -                  | \$ -                      | \$ -                              |
| General Expense                        | 30,000              | \$ -              | \$ 3,174         | \$ 3,250            | \$ 6,089          | \$ 1,396           | \$ 3,138           | \$ 4,264          | \$ 2,633           | \$ 2,374         | \$ 2,644         | \$ 7,220          | \$ 7,692          | \$ 43,874               | \$ 36,182             | \$ 40,218                 | \$ -                              |
| Printing                               | 11,000              | \$ -              | \$ -             | \$ 27               | \$ 447            | \$ -               | \$ 5,506           | \$ 886            | \$ 422             | \$ 2,664         | \$ -             | \$ 29             | \$ 3,093          | \$ 13,074               | \$ 9,981              | \$ 10,893                 | \$ 990                            |
| Communication                          | 11,000              | \$ -              | \$ -             | \$ 183              | \$ 49             | \$ 65              | \$ 75              | \$ 75             | \$ 27              | \$ 98            | \$ 70            | \$ 68             | \$ 141            | \$ 851                  | \$ 710                | \$ 710                    | \$ 65                             |
| Postage                                | 9,000               | \$ 271            | \$ -             | \$ 328              | \$ 155            | \$ 107             | \$ 59              | \$ -              | \$ 224             | \$ 85            | \$ 94            | \$ 243            | \$ 312            | \$ 1,878                | \$ 1,566              | \$ 1,566                  | \$ 142                            |
| Travel In State                        | 129,000             | \$ -              | \$ 1,668         | \$ 16,534           | \$ 14,881         | \$ 10,799          | \$ 4,328           | \$ 9,073          | \$ 9,892           | \$ 14,144        | \$ 4,458         | \$ 16,704         | \$ 20,496         | \$ 122,977              | \$ 102,481            | \$ 102,481                | \$ 9,316                          |
| Travel Out of State                    | -                   | \$ -              | \$ -             | \$ -                | \$ 911            | \$ -               | \$ -               | \$ -              | \$ -               | \$ -             | \$ -             | \$ -              | \$ 89             | \$ 1,000                | \$ 911                | \$ 911                    | \$ 83                             |
| Training                               | 6,000               | \$ -              | \$ -             | \$ -                | \$ -              | \$ -               | \$ -               | \$ -              | \$ -               | \$ -             | \$ -             | \$ -              | \$ 500            | \$ 500                  | \$ -                  | \$ -                      | \$ -                              |
| Facilities Operations                  | 63,000              | \$ 5,276          | \$ 5,276         | \$ 5,276            | \$ 5,601          | \$ 5,384           | \$ 5,378           | \$ 5,372          | \$ 10,648          | \$ 108           | \$ 5,378         | \$ 5,378          | \$ 10,560         | \$ 69,635               | \$ 59,075             | \$ 69,633                 | \$ 6,330                          |
| C/P Services - Internal                | 25,000              | \$ -              | \$ -             | \$ -                | \$ -              | \$ -               | \$ -               | \$ -              | \$ -               | \$ -             | \$ -             | \$ -              | \$ -              | \$ -                    | \$ -                  | \$ -                      | \$ -                              |
| C/P Services - External                | 32,000              | \$ -              | \$ -             | \$ 954              | \$ 15,284         | \$ 8,778           | \$ 14,287          | \$ 21,662         | \$ 5,727           | \$ 299           | \$ 452           | \$ 1,423          | \$ 1,134          | \$ 70,000               | \$ 68,866             | \$ 102,919                | \$ 9,356                          |
| DCA Pro Rata                           | 193,000             | \$ 47,500         | \$ -             | \$ -                | \$ 47,500         | \$ -               | \$ -               | \$ -              | \$ 49,750          | \$ -             | \$ -             | \$ 48,250         | \$ -              | \$ 193,000              | \$ 193,000            | \$ 193,000                | \$ 17,545                         |
| <b>DEPARTMENTAL SERVICES</b>           |                     |                   |                  |                     |                   |                    |                    |                   |                    |                  |                  |                   |                   |                         |                       |                           |                                   |
| DP Maintenance & Supplies              | 1,000               | \$ -              | \$ -             | \$ -                | \$ 811            | \$ 13              | \$ 13              | \$ -              | \$ 68              | \$ 1,790         | \$ 223           | \$ 132            | \$ 980            | \$ 4,030                | \$ 3,050              | \$ 3,357                  | \$ 305                            |
| Central (State) Adm Pro Rata           | -                   | \$ -              | \$ -             | \$ -                | \$ -              | \$ -               | \$ -               | \$ -              | \$ -               | \$ -             | \$ -             | \$ -              | \$ -              | \$ -                    | \$ -                  | \$ -                      | \$ -                              |
| Other Items of Expense                 | -                   | \$ -              | \$ -             | \$ -                | \$ 4,245          | \$ 369             | \$ -               | \$ -              | \$ -               | \$ 2,116         | \$ -             | \$ -              | \$ 270            | \$ 7,000                | \$ 6,730              | \$ 6,730                  | \$ 612                            |
| <b>ENFORCEMENT</b>                     |                     |                   |                  |                     |                   |                    |                    |                   |                    |                  |                  |                   |                   |                         |                       |                           |                                   |
| Attorney General                       | 48,000              | \$ -              | \$ 2,790         | \$ 855              | \$ 7,360          | \$ 4,375           | \$ 5,305           | \$ 6,290          | \$ 11,950          | \$ 3,218         | \$ 7,043         | \$ 5,828          | \$ 9,986          | \$ 65,000               | \$ 55,014             | \$ 55,014                 | \$ 5,001                          |
| Major Equipment                        | -                   | \$ -              | \$ -             | \$ -                | \$ -              | \$ -               | \$ -               | \$ -              | \$ -               | \$ -             | \$ -             | \$ -              | \$ -              | \$ -                    | \$ -                  | \$ -                      | \$ -                              |
| Minor Equipment                        | -                   | \$ -              | \$ -             | \$ -                | \$ -              | \$ -               | \$ -               | \$ -              | \$ -               | \$ -             | \$ -             | \$ -              | \$ -              | \$ -                    | \$ -                  | \$ -                      | \$ -                              |
| <b>TOTALS, OE&amp;E</b>                | <b>558,000</b>      | <b>\$ 53,047</b>  | <b>\$ 12,908</b> | <b>\$ 27,407</b>    | <b>\$ 103,333</b> | <b>\$ 31,286</b>   | <b>\$ 38,089</b>   | <b>\$ 47,622</b>  | <b>\$ 91,341</b>   | <b>\$ 26,896</b> | <b>\$ 20,362</b> | <b>\$ 85,275</b>  | <b>\$ 55,353</b>  | <b>\$ 592,919</b>       | <b>\$ 537,566</b>     | <b>\$ 587,432</b>         | <b>\$ 53,403</b>                  |
| <b>TOTAL EXPENSE</b>                   | <b>1,471,000</b>    | <b>\$ 104,136</b> | <b>\$ 86,020</b> | <b>\$ 114,557</b>   | <b>\$ 176,604</b> | <b>\$ 112,120</b>  | <b>\$ 111,786</b>  | <b>\$ 118,928</b> | <b>\$ 161,402</b>  | <b>\$ 99,565</b> | <b>\$ 87,386</b> | <b>\$ 167,757</b> | <b>\$ 147,930</b> | <b>\$ 1,488,191</b>     | <b>\$ 1,340,258</b>   | <b>\$ 1,390,124</b>       | <b>\$ 126,375</b>                 |

|             |           |
|-------------|-----------|
| AG average  | \$5,001   |
| average tot | \$126,375 |
| projected   | -1.2%     |
| projected   | -\$17,191 |

## Athletic Commission Fund Revenue

Fund 0326

Updated with Revenue Info from Calstars

|                         | Projected Revenue   | Actual Revenue*     | YTD Difference    |
|-------------------------|---------------------|---------------------|-------------------|
| <b>CY 2015-16</b>       |                     |                     |                   |
| July                    | \$ 141,471          | \$ 208,424          | \$ 66,953         |
| August                  | \$ 141,471          | \$ 167,531          | \$ 93,014         |
| September               | \$ 141,471          | \$ 163,843          | \$ 115,386        |
| October                 | \$ 141,471          | \$ 181,456          | \$ 155,372        |
| November                | \$ 141,471          | \$ 124,729          | \$ 138,630        |
| December                | \$ 141,471          | \$ 44,246           | \$ 41,405         |
| January                 | \$ 141,471          | \$ 112,957          | \$ 12,891         |
| February                | \$ 141,471          | \$ 101,439          | \$ -27,140        |
| March                   | \$ 141,471          | \$ 174,587          | \$ 5,976          |
| April                   | \$ 141,471          | \$ 114,306          | \$ -21,188        |
| May                     | \$ 141,471          | \$ 271,590          | \$ 108,931        |
| June                    | \$ 141,471          |                     |                   |
| FM 13                   |                     |                     |                   |
| <b>FY 2015-16 Total</b> | <b>\$ 1,697,647</b> | <b>\$ 1,665,107</b> | <b>\$ -21,188</b> |

\* Actual Revenue based on monthly Calstars reports and includes processing lags

## Athletic Commission Expenditures

Fund 0326

Updated with Expenditure Info from Calstars

|                         | Projected Expenditures | Actual Expenditures | YTD Difference     |
|-------------------------|------------------------|---------------------|--------------------|
| <b>CY 2015-16</b>       |                        |                     |                    |
| July                    | \$ 122,583             | \$ 104,136          | \$ -18,447         |
| August                  | \$ 122,583             | \$ 86,020           | \$ 18,116          |
| September               | \$ 122,583             | \$ 114,557          | \$ 26,142          |
| October                 | \$ 122,583             | \$ 176,604          | \$ -27,878         |
| November                | \$ 122,583             | \$ 112,120          | \$ -17,415         |
| December                | \$ 122,583             | \$ 111,786          | \$ -6,618          |
| January                 | \$ 122,583             | \$ 118,928          | \$ -2,962          |
| February                | \$ 122,583             | \$ 161,402          | \$ -41,781         |
| March                   | \$ 122,583             | \$ 99,565           | \$ -18,763         |
| April                   | \$ 122,583             | \$ 87,386           | \$ 16,435          |
| May                     | \$ 122,583             | \$ 167,757          | \$ -28,739         |
| June                    | \$ 122,583             |                     |                    |
| FM 13                   |                        |                     |                    |
| <b>FY 2015-16 Total</b> | <b>\$ 1,471,000</b>    | <b>\$ 1,340,261</b> | <b>\$ -101,910</b> |


## FY 14-15 Actual Cashflow of Athletic Commission Fund

Fund 0326

Based on Monthly Calstars Reports

|                         | Revenue             | Expenditures        | Balance      | Comments   |
|-------------------------|---------------------|---------------------|--------------|--|
| <b>CY 2015-16</b>       |                     |                     |              |  |
| Beginning balance:      |                     |                     | \$ 763,253   | FY 2014-15 Closing Balance                             |
| July                    | \$ 208,424          | \$ 104,136          | \$ 867,541   | Actual Revenue and Expenditures based on FM01 Calstars |
| August                  | \$ 167,531          | \$ 86,020           | \$ 949,052   | Actual Revenue and Expenditures based on FM02 Calstars |
| September               | \$ 163,843          | \$ 114,557          | \$ 998,338   | Actual Revenue and Expenditures based on FM03 Calstars |
| October                 | \$ 181,456          | \$ 176,604          | \$ 1,003,190 | Actual Revenue and Expenditures based on FM04 Calstars |
| November                | \$ 124,729          | \$ 112,120          | \$ 1,015,799 | Actual Revenue and Expenditures based on FM05 Calstars |
| December                | \$ 44,246           | \$ 111,786          | \$ 948,258   | Actual Revenue and Expenditures based on FM06 Calstars |
| January                 | \$ 112,957          | \$ 118,928          | \$ 942,287   | Actual Revenue and Expenditures based on FM07 Calstars |
| February                | \$ 101,439          | \$ 161,402          | \$ 882,324   | Actual Revenue and Expenditures based on FM08 Calstars |
| March                   | \$ 174,587          | \$ 99,565           | \$ 957,346   | Actual Revenue and Expenditures based on FM09 Calstars |
| April                   | \$ 114,306          | \$ 87,386           | \$ 984,266   | Actual Revenue and Expenditures based on FM10 Calstars |
| May                     | \$ 271,590          | \$ 167,757          | \$ 1,088,099 | Actual Revenue and Expenditures based on FM11 Calstars |
| June                    | \$ -                | \$ -                |              | Actual Revenue and Expenditures based on FM12 Calstars |
| FM 13                   | \$ -                | \$ -                |              | Actual Revenue and Expenditures based on FM13 Calstars |
| <b>FY 2015-16 Total</b> | <b>\$ 1,665,107</b> | <b>\$ 1,340,261</b> |              |  |

Athletic Commission  
 Attn: Andy Foster  
 2005 Evergreen St., Suite 2010  
 0900



**Fiscal Operations**

**CALSTARS** JUN 14 2016

DEPARTMENT OF CONSUMER AFFAIRS

California State Accounting and Reporting System

|   |  |  |
|---|--|--|
| <p><b><u>This month's reports include:</u></b></p> <ul style="list-style-type: none"> <li>• May 2016 – FM11 Management (Budget &amp; Expenditure) report.</li> <li>• May 2016 – FM11 Encumbrance reports</li> <li>• May 2016 – FM11 History reports (H10 for Boards, H09 for Bureaus) supporting the current month expenditures by object code summarized on the Management Budget and Expenditure Report.</li> <li>• May 2016 – FM11 Revenue reports (CALSTARS Q24), if you are a revenue-generating program.</li> </ul> <p>If you have any questions or concerns about lag times on specific expenditure line items or loading FY2015/16 budget plan, please contact your assigned Budget Office Analyst.</p> <p><b><u>Report Distribution</u></b></p> <p>Please contact Lori Moore at 574-7120 for (Boards) or Dee Ann Mahoney at 574-7124 for (Bureaus/Divisions) when there is a change in staff that is to receive the monthly management reports or to notify us that you are moving to a new location.</p> <p style="text-align: center;"><b><u>Fiscal Officer</u></b></p> <p style="text-align: center;">Janice Shintaku-Enkoji<br/>574-7173</p> | <p style="text-align: center;"><b><u>Accounting Office</u></b></p> <p style="text-align: center;"><b>Accounting Administrator II</b></p> <p><b>Kathy Berreth</b> 574-7170</p> <p><b><u>Accounts Payable</u></b></p> <p>Pam Watkins 574-7157</p> <p><b><u>Travel Unit</u></b></p> <p>Rosalind Heard 574-7304</p> <p><b><u>General Ledger</u></b></p> <p>Dean SooHoo 574-7130</p> <p><b><u>Central Cashiering Unit</u></b></p> <p>email: Cashiering@dca.ca.gov</p> <p>Main Line 574-7180</p> <p>Jim Rosenberger 574-7185</p> <p style="text-align: center;"><b>Accounting Administrator II</b></p> <p><b>Pam Hauschild</b> 574-7107</p> <p><b><u>CALSTARS Unit</u></b></p> <p>Mary Woo 574-7121</p> <p>Lori Moore (Boards) 574-7120</p> <p>Dee Ann Mahoney (Bureaus/Divisions) 574-7124</p> <p><b><u>AR/Revenue Unit</u></b></p> <p>Cynthia Rust 574-7111</p> <p style="text-align: center;"><b><u>Budget Officer</u></b></p> <p style="text-align: center;">Taylor Schick<br/>574-7177</p> <p style="text-align: center;"><b><u>Budget Office</u></b></p> <p>Cynthia Dines 574-7162</p> <p>Marina O'Connor 574-7146</p> <p>Robert de los Reyes 574-7166</p> | <p><b><u>Fee Changes/New Revenue Account Codes</u></b></p> <p>Chartered legislation or approved regulations establishing new, increased, or decreased fees require the setup of assigned revenue account codes in either DCA's legacy systems (CAS and ATS), or BreZE, FACET and CALSTARS.</p> <p>You may submit your request using the Add, Change or Delete Form on the Intranet:<br/> <a href="http://inside.dca.ca.gov/offices/oas/accounting/code_change.pdf">http://inside.dca.ca.gov/offices/oas/accounting/code_change.pdf</a>. Please forward a signed copy along with the supporting documentation to the Accounts Receivable/Revenue Unit (ARRU) for processing.</p> <p><b><u>Revenue Collected in Advance</u></b></p> <p>Revenue Collected in Advance (Adv Rev) affects license renewals with an expiration date of June 30<sup>th</sup> or later that is receipted in the current fiscal year. In most instances, this period ranges from March 1<sup>st</sup> through June 30<sup>th</sup>. This is a reminder that Adv Rev does not appear on the CALSTARS Q24 Receipt Reports (Q24) in the current fiscal year. The Adv Rev recorded will be posted to the Q24 reports in the new fiscal year, usually in August or September.</p> <p><b><u>Revenue Report Corrections</u></b></p> <p>Please review your CALSTARS Q24 Receipt Reports and notify the Accounts Receivable/Revenue Unit (ARRU) should you have any inquiries in regard to the amounts posted. You may email your inquiries to Cleofe Mabalot, Sr, Acctg Officer at <a href="mailto:cleofe.mabalot@dca.ca.gov">cleofe.mabalot@dca.ca.gov</a> or contact her at (916)574-7302.</p> |
|---|--|--|

DEPARTMENT OF CONSUMER AFFAIRS

BUDGET REPORT

AS OF 5/31/2016

RUN DATE 6/10/2016

PAGE 1

ATHLETIC COMMISSION  
ATHLETIC COMMISSION SUPPORT

FM 11

STATE ATHLETIC COMMISSION

| DESCRIPTION                               | BUDGET         | CURR. MONTH   | YR-TO-DATE     | ENCUMBRANCE | YTD +<br>ENCUMBRANCE | BALANCE        | PCNT<br>REMAIN |
|---|----------------|---------------|----------------|-------------|----------------------|----------------|----------------|
| <b>PERSONAL SERVICES</b>                  |                |               |                |             |                      |                |                |
| <b>SALARIES AND WAGES</b>                 |                |               |                |             |                      |                |                |
| 003 00 CIVIL SERVICE-PERM                 | 325,000        | 19,768        | 239,048        | 0           | 239,048              | 85,952         |                |
| 033 02 ATH INSP MSC 906,9                 | 238,000        | 32,215        | 215,986        | 0           | 215,986              | 22,014         |                |
| 033 04 TEMP HELP (907)                    | 0              | 0             | 15,905         | 0           | 15,905               | (15,905)       |                |
| 063 00 STATUTORY-EXEMPT                   | 85,000         | 9,921         | 90,531         | 0           | 90,531               | (5,531)        |                |
| 063 01 BD/COMMSN (901,920                 | 4,000          | 600           | 2,500          | 0           | 2,500                | 1,500          |                |
| 083 00 OVERTIME                           | 0              | 0             | 1,224          | 0           | 1,224                | (1,224)        |                |
| <b>TOTAL SALARIES AND WAGES</b>           | <b>652,000</b> | <b>62,505</b> | <b>565,196</b> | <b>0</b>    | <b>565,196</b>       | <b>86,804</b>  | <b>13.31%</b>  |
| <b>STAFF BENEFITS</b>                     |                |               |                |             |                      |                |                |
| 103 00 OASDI                              | 42,000         | 2,328         | 24,269         | 0           | 24,269               | 17,731         |                |
| 104 00 DENTAL INSURANCE                   | 1,000          | 153           | 2,932          | 0           | 2,932                | (1,932)        |                |
| 105 00 HEALTH/WELFARE INS                 | 86,000         | 3,524         | 58,668         | 0           | 58,668               | 27,332         |                |
| 106 01 RETIREMENT                         | 111,000        | 9,223         | 102,024        | 0           | 102,024              | 8,976          |                |
| 125 00 WORKERS' COMPENSAT                 | 18,000         | 0             | 0              | 0           | 0                    | 18,000         |                |
| 125 15 SCIF ALLOCATION CO                 | 0              | 268           | 3,331          | 0           | 3,331                | (3,331)        |                |
| 133 00 UNEMPLOYMENT INSUR                 | 0              | 0             | 66             | 0           | 66                   | (66)           |                |
| 134 00 OTHER-STAFF BENEFI                 | 0              | 3,487         | 37,300         | 0           | 37,300               | (37,300)       |                |
| 134 01 TRANSIT DISCOUNT                   | 0              | 65            | 520            | 0           | 520                  | (520)          |                |
| 135 00 LIFE INSURANCE                     | 0              | 11            | 116            | 0           | 116                  | (116)          |                |
| 136 00 VISION CARE                        | 2,000          | 35            | 510            | 0           | 510                  | 1,490          |                |
| 137 00 MEDICARE TAXATION                  | 1,000          | 884           | 7,758          | 0           | 7,758                | (6,758)        |                |
| <b>TOTAL STAFF BENEFITS</b>               | <b>261,000</b> | <b>19,978</b> | <b>237,495</b> | <b>0</b>    | <b>237,495</b>       | <b>23,505</b>  | <b>9.01%</b>   |
| <b>TOTAL PERSONAL SERVICES</b>            | <b>913,000</b> | <b>82,483</b> | <b>802,691</b> | <b>0</b>    | <b>802,691</b>       | <b>110,309</b> | <b>12.08%</b>  |
| <b>OPERATING EXPENSES &amp; EQUIPMENT</b> |                |               |                |             |                      |                |                |
| <b>GENERAL EXPENSE</b>                    |                |               |                |             |                      |                |                |
| 201 00 GENERAL EXPENSE                    | 30,000         | 0             | 0              | 0           | 0                    | 30,000         |                |
| 205 00 DUES & MEMBERSHIPS                 | 0              | 0             | 228            | 0           | 228                  | (228)          |                |
| 206 00 MISC OFFICE SUPPLI                 | 0              | 398           | 6,557          | 0           | 6,557                | (6,557)        |                |
| 207 00 FREIGHT & DRAYAGE                  | 0              | 809           | 9,905          | 0           | 9,905                | (9,905)        |                |
| 213 02 ADMIN OVERHEAD-OTH                 | 0              | 84            | 4,833          | 0           | 4,833                | (4,833)        |                |
| 217 00 MTG/CONF/EXHIBIT/S                 | 0              | 1,830         | 3,060          | 0           | 3,060                | (3,060)        |                |
| 223 00 LIBRARY PURCH/SUBS                 | 0              | 4,100         | 11,600         | 3,236       | 14,836               | (14,836)       |                |
| 227 00 OFC EQPT RENT/MAIN                 | 0              | 0             | 0              | 800         | 800                  | (800)          |                |

# DEPARTMENT OF CONSUMER AFFAIRS

## BUDGET REPORT

AS OF 5/31/2016

FM 11

RUN DATE 6/10/2016

PAGE 2

ATHLETIC COMMISSION  
ATHLETIC COMMISSION SUPPORT

STATE ATHLETIC COMMISSION

| DESCRIPTION          |                      | BUDGET  | CURR. MONTH | YR-TO-DATE | ENCUMBRANCE | YTD +<br>ENCUMBRANCE | BALANCE  | PCNT<br>REMAIN |
|----------------------|----------------------|---------|-------------|------------|-------------|----------------------|----------|----------------|
| <u>TOTAL</u>         | GENERAL EXPENSE      | 30,000  | 7,220       | 36,182     | 4,036       | 40,218               | (10,218) | -34.06%        |
| PRINTING             |                      |         |             |            |             |                      |          |                |
| 241 00               | PRINTING             | 11,000  | 0           | 0          | 0           | 0                    | 11,000   |                |
| 242 00               | PAMPHLT/LEAFLT/BRO   | 0       | 0           | 3,482      | 0           | 3,482                | (3,482)  |                |
| 242 02               | REPRODUCTION SVS     | 0       | 29          | 100        | 0           | 100                  | (100)    |                |
| 242 03               | COPY COSTS ALLO      | 0       | 0           | 5,561      | 0           | 5,561                | (5,561)  |                |
| 244 00               | OFFICE COPIER EXP    | 0       | 0           | 840        | 912         | 1,752                | (1,752)  |                |
| <u>TOTAL</u>         | PRINTING             | 11,000  | 29          | 9,982      | 912         | 10,895               | 105      | 0.96%          |
| COMMUNICATIONS       |                      |         |             |            |             |                      |          |                |
| 251 00               | COMMUNICATIONS       | 11,000  | 0           | 0          | 0           | 0                    | 11,000   |                |
| 252 00               | CELL PHONES,PDA,PA   | 0       | 30          | 240        | 0           | 240                  | (240)    |                |
| 255 00               | DELIVER SERV (MESS   | 0       | 0           | 102        | 0           | 102                  | (102)    |                |
| 257 01               | TELEPHONE EXCHANGE   | 0       | 38          | 367        | 0           | 367                  | (367)    |                |
| <u>TOTAL</u>         | COMMUNICATIONS       | 11,000  | 68          | 709        | 0           | 709                  | 10,291   | 93.55%         |
| POSTAGE              |                      |         |             |            |             |                      |          |                |
| 261 00               | POSTAGE              | 9,000   | 0           | 0          | 0           | 0                    | 9,000    |                |
| 263 05               | DCA POSTAGE ALLO     | 0       | 243         | 1,565      | 0           | 1,565                | (1,565)  |                |
| <u>TOTAL</u>         | POSTAGE              | 9,000   | 243         | 1,565      | 0           | 1,565                | 7,435    | 82.62%         |
| TRAVEL: IN-STATE     |                      |         |             |            |             |                      |          |                |
| 291 00               | TRAVEL: IN-STATE     | 129,000 | 0           | 0          | 0           | 0                    | 129,000  |                |
| 292 00               | PER DIEM-I/S         | 0       | 4,328       | 22,454     | 0           | 22,454               | (22,454) |                |
| 294 00               | COMMERCIAL AIR-I/S   | 0       | 987         | 13,812     | 0           | 13,812               | (13,812) |                |
| 296 00               | PRIVATE CAR-I/S      | 0       | 10,643      | 59,957     | 0           | 59,957               | (59,957) |                |
| 297 00               | RENTAL CAR-I/S       | 0       | 549         | 5,502      | 0           | 5,502                | (5,502)  |                |
| 301 00               | TAXI & SHUTTLE SER   | 0       | 0           | 7          | 0           | 7                    | (7)      |                |
| 305 00               | MGMT/TRANS FEE-I/S   | 0       | 197         | 748        | 0           | 748                  | (748)    |                |
| <u>TOTAL</u>         | TRAVEL: IN-STATE     | 129,000 | 16,704      | 102,481    | 0           | 102,481              | 26,519   | 20.56%         |
| TRAVEL: OUT-OF-STATE |                      |         |             |            |             |                      |          |                |
| 312 00               | PER DIEM-O/S         | 0       | 0           | 655        | 0           | 655                  | (655)    |                |
| 316 00               | PRIVATE CAR-O/S      | 0       | 0           | 75         | 0           | 75                   | (75)     |                |
| 317 00               | RENTAL CAR-O/S       | 0       | 0           | 175        | 0           | 175                  | (175)    |                |
| 322 00               | RAIL, BUS, TAXI-O/   | 0       | 0           | 7          | 0           | 7                    | (7)      |                |
| <u>TOTAL</u>         | TRAVEL: OUT-OF-STATE | 0       | 0           | 911        | 0           | 911                  | (911)    | 0.00%          |
| TRAINING             |                      |         |             |            |             |                      |          |                |
| 331 00               | TRAINING             | 6,000   | 0           | 0          | 0           | 0                    | 6,000    |                |

# DEPARTMENT OF CONSUMER AFFAIRS

## BUDGET REPORT

AS OF 5/31/2016

RUN DATE 6/10/2016

PAGE 3

FM 11

ATHLETIC COMMISSION  
ATHLETIC COMMISSION SUPPORT

STATE ATHLETIC COMMISSION

| DESCRIPTION                              | BUDGET  | CURR. MONTH | YR-TO-DATE | ENCUMBRANCE | YTD +<br>ENCUMBRANCE | BALANCE  | PCNT<br>REMAIN |
|--|---------|-------------|------------|-------------|----------------------|----------|----------------|
| <u>TOTAL</u> TRAINING                    | 6,000   | 0           | 0          | 0           | 0                    | 6,000    | 100.00%        |
| FACILITIES OPERATIONS                    |         |             |            |             |                      |          |                |
| 341 00 FACILITIES OPERATI                | 63,000  | 0           | 0          | 0           | 0                    | 63,000   |                |
| 343 00 RENT-BLDG/GRND(NON                | 0       | 5,270       | 57,996     | 10,558      | 68,554               | (68,554) |                |
| 347 00 FACILITY PLNG-DGS                 | 0       | 108         | 1,081      | 0           | 1,081                | (1,081)  |                |
| <u>TOTAL</u> FACILITIES OPERATIONS       | 63,000  | 5,378       | 59,077     | 10,558      | 69,635               | (6,635)  | -10.53%        |
| C/P SVS - INTERDEPARTMENTAL              |         |             |            |             |                      |          |                |
| 382 00 CONSULT/PROF-INTER                | 25,000  | 0           | 0          | 0           | 0                    | 25,000   |                |
| <u>TOTAL</u> C/P SVS - INTERDEPARTMENTAL | 25,000  | 0           | 0          | 0           | 0                    | 25,000   | 100.00%        |
| C/P SVS - EXTERNAL                       |         |             |            |             |                      |          |                |
| 402 00 CONSULT/PROF SERV-                | 32,000  | 0           | 0          | 0           | 0                    | 32,000   |                |
| 413 00 HEALTH & MEDICAL-E                | 0       | (23,641)    | 43,802     | 34,053      | 77,855               | (77,855) |                |
| 418 02 CONS/PROF SVS-EXTR                | 0       | 18,493      | 18,493     | 0           | 18,493               | (18,493) |                |
| <u>TOTAL</u> C/P SVS - EXTERNAL          | 32,000  | (5,148)     | 62,295     | 34,053      | 96,348               | (64,348) | -201.09%       |
| DEPARTMENTAL SERVICES                    |         |             |            |             |                      |          |                |
| 424 03 OIS PRO RATA                      | 58,000  | 14,500      | 58,000     | 0           | 58,000               | 0        |                |
| 427 00 INDIRECT DISTRB CO                | 124,000 | 31,000      | 124,000    | 0           | 124,000              | 0        |                |
| 427 01 INTERAGENCY SERVS                 | 0       | 25,064      | 25,064     | 0           | 25,064               | (25,064) |                |
| 427 30 DOI - ISU PRO RATA                | 3,000   | 750         | 3,000      | 0           | 3,000                | 0        |                |
| 427 34 COMMUNICATIONS PRO                | 8,000   | 2,000       | 8,000      | 0           | 8,000                | 0        |                |
| <u>TOTAL</u> DEPARTMENTAL SERVICES       | 193,000 | 73,314      | 218,064    | 0           | 218,064              | (25,064) | -12.99%        |
| DATA PROCESSING                          |         |             |            |             |                      |          |                |
| 431 00 INFORMATION TECHNO                | 1,000   | 0           | 0          | 0           | 0                    | 1,000    |                |
| 436 00 SUPPLIES-IT (PAPER                | 0       | 132         | 1,590      | 307         | 1,897                | (1,897)  |                |
| 445 00 SOFTWARE-IT PURCH,                | 0       | 0           | 1,455      | 0           | 1,455                | (1,455)  |                |
| 448 00 INTERNET SERV PROV                | 0       | 0           | 6          | 0           | 6                    | (6)      |                |
| <u>TOTAL</u> DATA PROCESSING             | 1,000   | 132         | 3,051      | 307         | 3,358                | (2,358)  | -235.80%       |
| OTHER ITEMS OF EXPENSE                   |         |             |            |             |                      |          |                |
| 516 00 CHEMCL/DRUG/MED/LA                | 0       | 0           | 6,730      | 0           | 6,730                | (6,730)  |                |
| <u>TOTAL</u> OTHER ITEMS OF EXPENSE      | 0       | 0           | 6,730      | 0           | 6,730                | (6,730)  | 0.00%          |
| ENFORCEMENT                              |         |             |            |             |                      |          |                |
| 396 00 ATTORNEY GENL-INTE                | 48,000  | 5,828       | 55,013     | 0           | 55,013               | (7,013)  |                |
| <u>TOTAL</u> ENFORCEMENT                 | 48,000  | 5,828       | 55,013     | 0           | 55,013               | (7,013)  | -14.61%        |

DEPARTMENT OF CONSUMER AFFAIRS

BUDGET REPORT  
 AS OF 5/31/2016

FM 11

STATE ATHLETIC COMMISSION

| DESCRIPTION                                    | BUDGET    | CURR. MONTH | YR-TO-DATE | ENCUMBRANCE | YTD +<br>ENCUMBRANCE | BALANCE  | PCNT<br>REMAIN |
|--|-----------|-------------|------------|-------------|----------------------|----------|----------------|
| <u>TOTAL OPERATING EXPENSES &amp; EQUIPMEN</u> | 558,000   | 103,768     | 556,060    | 49,867      | 605,927              | (47,927) | -8.59%         |
| STATE ATHLETIC COMMISSION                      | 1,471,000 | 186,252     | 1,358,751  | 49,867      | 1,408,618            | 62,382   | 4.24%          |
|  | 1,471,000 | 186,252     | 1,358,751  | 49,867      | 1,408,618            | 62,382   | 4.24.          |



# DEPARTMENT OF CONSUMER AFFAIRS

ATHLETIC COMMISSION  
ATHLETIC COMMISSION - NEUROLOGICAL

## BUDGET REPORT AS OF 5/31/2016

RUN DATE 6/10/2016  
PAGE 1

FM 11

STATE ATHLETIC COMM - BOXERS NEURO ACCT

| DESCRIPTION                                  | BUDGET | CURR. MONTH | YR-TO-DATE | ENCUMBRANCE | YTD +<br>ENCUMBRANCE | BALANCE | PCNT<br>REMAIN |
|--|--------|-------------|------------|-------------|----------------------|---------|----------------|
| <b>PERSONAL SERVICES</b>                     |        |             |            |             |                      |         |                |
| STAFF BENEFITS                               |        |             |            |             |                      |         |                |
| 125 15 SCIF ALLOCATION CO                    | 0      | 7           | 83         | 0           | 83                   | (83)    |                |
| <u>TOTAL</u> STAFF BENEFITS                  | 0      | 7           | 83         | 0           | 83                   | (83)    | 0.00%          |
| <u>TOTAL</u> PERSONAL SERVICES               | 0      | 7           | 83         | 0           | 83                   | (83)    | 0.00%          |
| <b>OPERATING EXPENSES &amp; EQUIPMENT</b>    |        |             |            |             |                      |         |                |
| GENERAL EXPENSE                              |        |             |            |             |                      |         |                |
| 201 00 GENERAL EXPENSE                       | 4,000  | 0           | 0          | 0           | 0                    | 4,000   |                |
| <u>TOTAL</u> GENERAL EXPENSE                 | 4,000  | 0           | 0          | 0           | 0                    | 4,000   | 100.00%        |
| PRINTING                                     |        |             |            |             |                      |         |                |
| 241 00 PRINTING                              | 1,000  | 0           | 0          | 0           | 0                    | 1,000   |                |
| <u>TOTAL</u> PRINTING                        | 1,000  | 0           | 0          | 0           | 0                    | 1,000   | 100.00%        |
| POSTAGE                                      |        |             |            |             |                      |         |                |
| 261 00 POSTAGE                               | 1,000  | 0           | 0          | 0           | 0                    | 1,000   |                |
| <u>TOTAL</u> POSTAGE                         | 1,000  | 0           | 0          | 0           | 0                    | 1,000   | 100.00%        |
| FACILITIES OPERATIONS                        |        |             |            |             |                      |         |                |
| 341 00 FACILITIES OPERATI                    | 3,000  | 0           | 0          | 0           | 0                    | 3,000   |                |
| <u>TOTAL</u> FACILITIES OPERATIONS           | 3,000  | 0           | 0          | 0           | 0                    | 3,000   | 100.00%        |
| C/P SVS - EXTERNAL                           |        |             |            |             |                      |         |                |
| 402 00 CONSULT/PROF SERV-                    | 46,000 | 0           | 0          | 0           | 0                    | 46,000  |                |
| <u>TOTAL</u> C/P SVS - EXTERNAL              | 46,000 | 0           | 0          | 0           | 0                    | 46,000  | 100.00%        |
| DEPARTMENTAL SERVICES                        |        |             |            |             |                      |         |                |
| 424 03 OIS PRO RATA                          | 3,000  | 750         | 3,000      | 0           | 3,000                | 0       |                |
| <u>TOTAL</u> DEPARTMENTAL SERVICES           | 3,000  | 750         | 3,000      | 0           | 3,000                | 0       | 0.00%          |
| CENTRAL ADMINISTRATIVE SERVICES              |        |             |            |             |                      |         |                |
| 438 00 PRO RATA                              | 6,000  | 1,507       | 6,028      | 0           | 6,028                | (28)    |                |
| <u>TOTAL</u> CENTRAL ADMINISTRATIVE SERVICES | 6,000  | 1,507       | 6,028      | 0           | 6,028                | (28)    | -0.47%         |
| <u>TOTAL</u> OPERATING EXPENSES & EQUIPMEN   | 64,000 | 2,257       | 9,028      | 0           | 9,028                | 54,972  | 85.89%         |
| <u>ATE ATHLETIC COMM - BOXERS NEURO ACCT</u> | 64,000 | 2,257       | 9,111      | 0           | 9,111                | 54,889  | 85.76%         |

ATHLETIC COMMISSION  
ATHLETIC COMMISSION - NEUROLOGICAL

DEPARTMENT OF CONSUMER AFFAIRS  
BUDGET REPORT  
AS OF 5/31/2016  
FM 11

RUN DATE 6/10/2016  
PAGE 1

STATE ATHLETIC COMM - BOXERS NEURO ACCT

| DESCRIPTION | BUDGET | CURR. MONTH | YR-TO-DATE | ENCUMBRANCE | YTD +<br>ENCUMBRANCE | BALANCE | PCNT<br>REMAIN |
|-------------|--------|-------------|------------|-------------|----------------------|---------|----------------|
|             | 64,000 | 2,264       | 9,111      | 0           | 9,111                | 54,889  | 85.76%         |

# DEPARTMENT OF CONSUMER AFFAIRS

## BUDGET REPORT

AS OF 5/31/2016

RUN DATE 6/10/2016

PAGE 1

ATHLETIC COMMISSION

ATHLETIC COMMISSION - BOXERS PENSION FUND 9250

FM 11

BOXERS PENSION FUND 9250

| DESCRIPTION                               | BUDGET        | CURR. MONTH  | YR-TO-DATE    | ENCUMBRANCE   | YTD +<br>ENCUMBRANCE | BALANCE        | PCNT<br>REMAIN  |
|---|---------------|--------------|---------------|---------------|----------------------|----------------|-----------------|
| <b>PERSONAL SERVICES</b>                  |               |              |               |               |                      |                |                 |
| SALARIES AND WAGES                        |               |              |               |               |                      |                |                 |
| 003 00 CIVIL SERVICE-PERM                 | 41,000        | 4,493        | 32,307        | 0             | 32,307               | 8,694          |                 |
| <b>TOTAL SALARIES AND WAGES</b>           | <b>41,000</b> | <b>4,493</b> | <b>32,307</b> | <b>0</b>      | <b>32,307</b>        | <b>8,694</b>   | <b>21.20%</b>   |
| STAFF BENEFITS                            |               |              |               |               |                      |                |                 |
| 103 00 OASDI                              | 3,000         | 259          | 1,926         | 0             | 1,926                | 1,074          |                 |
| 104 00 DENTAL INSURANCE                   | 6,000         | 94           | 376           | 0             | 376                  | 5,624          |                 |
| 105 00 HEALTH/WELFARE INS                 | 7,000         | 1,475        | 5,898         | 0             | 5,898                | 1,102          |                 |
| 106 01 RETIREMENT                         | 5,000         | 1,130        | 8,125         | 0             | 8,125                | (3,125)        |                 |
| 125 15 SCIF ALLOCATION CO                 | 0             | 4            | 43            | 0             | 43                   | (43)           |                 |
| 134 00 OTHER-STAFF BENEFIT                | 0             | 3            | 16            | 0             | 16                   | (16)           |                 |
| 136 00 VISION CARE                        | 0             | 9            | 35            | 0             | 35                   | (35)           |                 |
| 137 00 MEDICARE TAXATION                  | 0             | 61           | 450           | 0             | 450                  | (450)          |                 |
| <b>TOTAL STAFF BENEFITS</b>               | <b>21,000</b> | <b>3,034</b> | <b>16,869</b> | <b>0</b>      | <b>16,869</b>        | <b>4,131</b>   | <b>19.67%</b>   |
| <b>TOTAL PERSONAL SERVICES</b>            | <b>62,000</b> | <b>7,527</b> | <b>49,175</b> | <b>0</b>      | <b>49,175</b>        | <b>12,825</b>  | <b>20.69%</b>   |
| <b>OPERATING EXPENSES &amp; EQUIPMENT</b> |               |              |               |               |                      |                |                 |
| GENERAL EXPENSE                           |               |              |               |               |                      |                |                 |
| 201 00 GENERAL EXPENSE                    | 24,000        | 0            | 0             | 0             | 0                    | 24,000         |                 |
| 213 02 ADMIN OVERHEAD-OTH                 | 0             | 0            | 5             | 0             | 5                    | (5)            |                 |
| 215 00 ADVERTISING                        | 0             | 0            | 45            | 0             | 45                   | (45)           |                 |
| <b>TOTAL GENERAL EXPENSE</b>              | <b>24,000</b> | <b>0</b>     | <b>50</b>     | <b>0</b>      | <b>50</b>            | <b>23,950</b>  | <b>99.79%</b>   |
| POSTAGE                                   |               |              |               |               |                      |                |                 |
| 261 00 POSTAGE                            | 1,000         | 0            | 0             | 0             | 0                    | 1,000          |                 |
| <b>TOTAL POSTAGE</b>                      | <b>1,000</b>  | <b>0</b>     | <b>0</b>      | <b>0</b>      | <b>0</b>             | <b>1,000</b>   | <b>100.00%</b>  |
| TRAVEL: IN-STATE                          |               |              |               |               |                      |                |                 |
| 291 00 TRAVEL: IN-STATE                   | 1,000         | 0            | 0             | 0             | 0                    | 1,000          |                 |
| 297 00 RENTAL CAR-I/S                     | 0             | 0            | 34            | 0             | 34                   | (34)           |                 |
| <b>TOTAL TRAVEL: IN-STATE</b>             | <b>1,000</b>  | <b>0</b>     | <b>34</b>     | <b>0</b>      | <b>34</b>            | <b>966</b>     | <b>96.55%</b>   |
| C/P SVS - EXTERNAL                        |               |              |               |               |                      |                |                 |
| 402 00 CONSULT/PROF SERV-                 | (251)         | 0            | 0             | 0             | 0                    | (251)          |                 |
| 404 05 C&P EXT ADMIN CR C                 | 7,251         | 0            | 0             | 0             | 0                    | 7,251          |                 |
| 418 00 CONS/PROF SVS-EXTR                 | 0             | 0            | 0             | 15,000        | 15,000               | (15,000)       |                 |
| <b>TOTAL P SVS - EXTERNAL</b>             | <b>7,000</b>  | <b>0</b>     | <b>0</b>      | <b>15,000</b> | <b>15,000</b>        | <b>(8,000)</b> | <b>-114.29%</b> |

DEPARTMENT OF CONSUMER AFFAIRS

BUDGET REPORT

AS OF 5/31/2016

FM 11

RUN DATE 6/10/2016

PAGE 2

ATHLETIC COMMISSION

ATHLETIC COMMISSION - BOXERS PENSION FUND 9250

BOXERS PENSION FUND 9250

| DESCRIPTION                                  | BUDGET  | CURR. MONTH | YR-TO-DATE | ENCUMBRANCE | YTD +<br>ENCUMBRANCE | BALANCE | PCNT<br>REMAIN |
|--|---------|-------------|------------|-------------|----------------------|---------|----------------|
| DEPARTMENTAL SERVICES                        |         |             |            |             |                      |         |                |
| 424 03 OIS PRO RATA                          | 2,000   | 500         | 2,000      | 0           | 2,000                | 0       |                |
| 427 00 INDIRECT DISTRB CO                    | 6,000   | 1,500       | 6,000      | 0           | 6,000                | 0       |                |
| <u>TOTAL</u> DEPARTMENTAL SERVICES           | 8,000   | 2,000       | 8,000      | 0           | 8,000                | 0       | 0.00%          |
| CENTRAL ADMINISTRATIVE SERVICES              |         |             |            |             |                      |         |                |
| 438 00 PRO RATA                              | 5,000   | 1,263       | 5,052      | 0           | 5,052                | (52)    |                |
| <u>TOTAL</u> CENTRAL ADMINISTRATIVE SERVICES | 5,000   | 1,263       | 5,052      | 0           | 5,052                | (52)    | -1.04%         |
| <u>TOTAL</u> OPERATING EXPENSES & EQUIPMEN   | 46,000  | 3,263       | 13,136     | 15,000      | 28,136               | 17,864  | 38.83%         |
| <hr/>  |         |             |            |             |                      |         |                |
| BOXERS PENSION FUND 9250                     | 108,000 | 10,790      | 62,312     | 15,000      | 77,312               | 30,688  | 28.42%         |
| <hr/>  |         |             |            |             |                      |         |                |
|  | 108,000 | 10,790      | 62,312     | 15,000      | 77,312               | 30,688  | 28.42%         |
| <hr/>  |         |             |            |             |                      |         |                |

DEPARTMENT OF CONSUMER AFFAIRS

BUDGET REPORT

AS OF 5/31/2016

RUN DATE 6/10/2016

PAGE 1

ATHLETIC COMMISSION

BOXERS PENSION CONTINUOUSLY APPROPRIATED 9250

FM 11

BOXERS PENSION CONTINUOUSLY APPROPRIATED

| DESCRIPTION                                     | BUDGET | CURR. MONTH | YR-TO-DATE | ENCUMBRANCE | YTD +<br>ENCUMBRANCE | BALANCE   | PCNT<br>REMAIN |
|---|--------|-------------|------------|-------------|----------------------|-----------|----------------|
| <b>OPERATING EXPENSES &amp; EQUIPMENT</b>       |        |             |            |             |                      |           |                |
| GENERAL EXPENSE                                 |        |             |            |             |                      |           |                |
| 213 02 ADMIN OVERHEAD-OTH                       | 0      | 0           | 75         | 0           | 75                   | (75)      |                |
| <u>TOTAL</u> GENERAL EXPENSE                    | 0      | 0           | 75         | 0           | 75                   | (75)      | 0.00%          |
| <u>TOTAL</u> OPERATING EXPENSES & EQUIPMEN      | 0      | 0           | 75         | 0           | 75                   | (75)      | 0.00%          |
| <b>SPECIAL ITEMS OF EXPENSE</b>                 |        |             |            |             |                      |           |                |
| RETIREMENT DISBURSEMENTS                        |        |             |            |             |                      |           |                |
| 623 00 RETIREMT DISBURSMN                       | 0      | 0           | 197,933    | 0           | 197,933              | (197,933) |                |
| <u>TOTAL</u> RETIREMENT DISBURSEMENTS           | 0      | 0           | 197,933    | 0           | 197,933              | (197,933) | 0.00%          |
| <u>TOTAL</u> SPECIAL ITEMS OF EXPENSE           | 0      | 0           | 197,933    | 0           | 197,933              | (197,933) | 0.00%          |
| <b>BOXERS PENSION CONTINUOUSLY APPROPRIATED</b> |        |             |            |             |                      |           |                |
|   | 0      | 0           | 198,008    | 0           | 198,008              | (198,008) | 0.00%          |
|   | 0      | 0           | 198,008    | 0           | 198,008              | (198,008) | 0.00%          |

DEPARTMENT OF CONSUMER AFFAIRS  
ENCUMBRANCE REPORT

AS OF: 5/31/2016

FM 11

RUN DATE: 6/10/2016

PAGE 13

09250 BOXERS PENSION FUND 9250

| DOCUMENT                         | VENDOR            | ORIG. AMOUNT | ADJUSTMENTS | LIQUIDATIONS | BALANCE     |
|----------------------------------|-------------------|--------------|-------------|--------------|-------------|
| C/P SVS - EXTERNAL               |                   |              |             |              |             |
| 418 02 REQ00090-30 0000071737-00 | RAYMOND JAMES FIN | \$15,000.00  | \$0.00      | \$0.00       | \$15,000.00 |
| TOTAL C/P SVS - EXTERNAL         |                   |              |             |              | \$15,000.00 |

09250 BOXERS PENSION FUND 9250

\$15,000.00

DEPARTMENT OF CONSUMER AFFAIRS  
ENCUMBRANCE REPORT

AS OF: 5/31/2016

FM 11

RUN DATE: 6/10/2016

PAGE 14

09326 STATE ATHLETIC COMMISSION

| DOCUMENT                           | VENDOR                    | ORIG. AMOUNT      | ADJUSTMENTS | LIQUIDATIONS  | BALANCE            |             |
|------------------------------------|---------------------------|-------------------|-------------|---------------|--------------------|-------------|
| <b>GENERAL EXPENSE</b>             |                           |                   |             |               |                    |             |
| 223                                | REQ00155-68 0000075581-00 | POD INDEX LLC     | \$8,836.46  | \$0.00        | (\$7,500.00)       | \$1,336.46  |
| 223                                | REQ00161-29 0000074813-00 | MIXED MARTIAL ART | \$6,000.00  | \$0.00        | (\$4,100.00)       | \$1,900.00  |
| 227                                | REQ00130-75 0000073842-00 | PACIFIC COAST TEC | \$800.00    | \$0.00        | \$0.00             | \$800.00    |
| <b>TOTAL GENERAL EXPENSE</b>       |                           |                   |             |               | <b>\$4,036.46</b>  |             |
| <b>PRINTING</b>                    |                           |                   |             |               |                    |             |
| 244                                | REQ00108-47 0000065283-00 | SMILE BUSINESS PR | \$1,751.87  | \$0.00        | (\$839.53)         | \$912.34    |
| <b>TOTAL PRINTING</b>              |                           |                   |             |               | <b>\$912.34</b>    |             |
| <b>FACILITIES OPERATIONS</b>       |                           |                   |             |               |                    |             |
| 343                                | 2367-007-20 0000076245-00 | WESTCORE WEST SAC | \$52,761.50 | \$0.00        | (\$42,167.48)      | \$10,594.02 |
| 343                                | 2367-007-B0 0000074660-00 | WESTCORE DELTA LL | \$63,277.80 | (\$52,761.50) | (\$10,552.30)      | (\$36.00)   |
| <b>TOTAL FACILITIES OPERATIONS</b> |                           |                   |             |               | <b>\$10,558.02</b> |             |
| <b>C/P SVS - EXTERNAL</b>          |                           |                   |             |               |                    |             |
| 413                                | REQ00131-18 0000072765-00 | REGENTS OF UNIV O | \$75,000.00 | \$0.00        | (\$42,100.17)      | \$32,899.83 |
| 413                                | REQ00146-04 0000075971-00 | REQUEST A TEST    | \$2,425.00  | \$0.00        | (\$1,272.00)       | \$1,153.00  |
| <b>TOTAL C/P SVS - EXTERNAL</b>    |                           |                   |             |               | <b>\$34,052.83</b> |             |
| <b>DATA PROCESSING</b>             |                           |                   |             |               |                    |             |
| 436                                | P0000001-49 0000068054-00 | TECHNOLOGY INTEGR | \$307.38    | \$0.00        | \$0.00             | \$307.38    |
| <b>TOTAL DATA PROCESSING</b>       |                           |                   |             |               | <b>\$307.38</b>    |             |

09326 STATE ATHLETIC COMMISSION

\$49,867.03

CSTARH10 1110 (DEST: A1 CAL2) PM,C,6,5,4,0,  
 FISCAL MONTH: 11 MAY 6(INDEX) 5(PCA ) 4(AGYOBJ) 0(NOFUND) FUND(ALL ) GL(ALL )  
 DEPT OF CONSUMER AFFAIRS - REGULATORY BOARDS  
 HISTORY FILE EXPENDITURE RECORDS SUPPORTING THE Q16 REPORT  
 AS OF 05/31/16

\*\*\*\*\* RUN:06/10/16 TIME:18.24

\*\*\*\*\* PAGE 69

FFY: 15  
 PCA: 09-10-000-000-09326 STATE ATHLETIC COMMISSION  
 \*\*\*\*\*

SEC SS U SU SSU INDEX DESCRIPTION C OB OD AO DESCRIPTION

| INVOICE                                      | DOC DATE | REF DOC SX          | CUR DOC SX | CLAIM NO    | BATCH    | HDR PR DATE          | TC R            | VENDOR NAME | CUR MONTH EXP |
|--|----------|---------------------|------------|-------------|----------|----------------------|-----------------|-------------|---------------|
| 09 00 00 00 00                               | 0900     | ATHLETIC COMMISSION |            | 1 01 003 00 |          | CIVIL SERVICE-PERM   |                 |             |               |
| LABOR DISTRIB                                |          | CL01087100          |            | 160601LG    |          |                      |                 |             | 20,006.00     |
|  | 05/19/16 | CLO6090000          | 0AR23406HJ | 16060807082 | 06/08/16 | 123                  | HEATHER JACKSON |             | 237.71-       |
| *TOTAL AGENCY OBJECT 00 CIVIL SERVICE-PERM   |          |                     |            |             |          |                      |                 |             | 19,768.29     |
| 09 00 00 00 00                               | 0900     | ATHLETIC COMMISSION |            | 1 01 033 02 |          | ATH INSP MSC 906,910 |                 |             |               |
| LABOR DISTRIB                                |          | CL01081200          |            | 160601LG    |          |                      |                 |             | 9,073.16      |
| LABOR DISTRIB                                |          | CL01081600          |            | 160601LG    |          |                      |                 |             | 702.00        |
| LABOR DISTRIB                                |          | CL01082400          |            | 160601LG    |          |                      |                 |             | 10,899.65     |
| LABOR DISTRIB                                |          | CL01083900          |            | 160601LG    |          |                      |                 |             | 7,634.22      |
| LABOR DISTRIB                                |          | CL01087200          |            | 160601LG    |          |                      |                 |             | 3,906.22      |
| *TOTAL AGENCY OBJECT 02 ATH INSP MSC 906,910 |          |                     |            |             |          |                      |                 |             | 32,215.25     |
| 09 00 00 00 00                               | 0900     | ATHLETIC COMMISSION |            | 1 01 063 00 |          | STATUTORY-EXEMPT     |                 |             |               |
| LABOR DISTRIB                                |          | CL01084500          |            | 160601LG    |          |                      |                 |             | 1,860.40      |
| LABOR DISTRIB                                |          | CL01087100          |            | 160601LG    |          |                      |                 |             | 8,061.00      |
| *TOTAL AGENCY OBJECT 00 STATUTORY-EXEMPT     |          |                     |            |             |          |                      |                 |             | 9,921.40      |
| 09 00 00 00 00                               | 0900     | ATHLETIC COMMISSION |            | 1 01 063 01 |          | BD/COMMSN (901,920)  |                 |             |               |
| LABOR DISTRIB                                |          | CL01081200          |            | 160601LG    |          |                      |                 |             | 600.00        |
| *TOTAL AGENCY OBJECT 01 BD/COMMSN (901,920)  |          |                     |            |             |          |                      |                 |             | 600.00        |
| 09 00 00 00 00                               | 0900     | ATHLETIC COMMISSION |            | 1 03 103 00 |          | OASDI                |                 |             |               |
| LABOR DISTRIB                                |          | CL01081200          |            | 160601LG    |          |                      |                 |             | 58.03         |
| LABOR DISTRIB                                |          | CL01082400          |            | 160601LG    |          |                      |                 |             | 335.93        |
| LABOR DISTRIB                                |          | CL01083900          |            | 160601LG    |          |                      |                 |             | 116.85        |
| LABOR DISTRIB                                |          | CL01084500          |            | 160601LG    |          |                      |                 |             | 115.34        |
| LABOR DISTRIB                                |          | CL01087100          |            | 160601LG    |          |                      |                 |             | 1,678.41      |
| LABOR DISTRIB                                |          | CL01087200          |            | 160601LG    |          |                      |                 |             | 23.90         |
| *TOTAL AGENCY OBJECT 00 OASDI                |          |                     |            |             |          |                      |                 |             | 2,328.46      |
| 09 00 00 00 00                               | 0900     | ATHLETIC COMMISSION |            | 1 03 104 00 |          | DENTAL INSURANCE     |                 |             |               |
| LABOR DISTRIB                                |          | CL01087100          |            | 160601LG    |          |                      |                 |             | 152.91        |
| *TOTAL AGENCY OBJECT 00 DENTAL INSURANCE     |          |                     |            |             |          |                      |                 |             | 152.91        |
| 09 00 00 00 00                               | 0900     | ATHLETIC COMMISSION |            | 1 03 105 00 |          | HEALTH/WELFARE INS   |                 |             |               |
| LABOR DISTRIB                                |          | CL01087100          |            | 160601LG    |          |                      |                 |             | 3,524.07      |



CSTARH10 1110 (DEST: A1 CAL2) PM,C,6,5,4,0,  
 FISCAL MONTH: 11 MAY

6 (INDEX) 5 (PCA ) 4 (AGYOBJ) 0 (NOFUND) FUND (ALL ) GL (ALL )  
 DEPT OF CONSUMER AFFAIRS - REGULATORY BOARDS  
 HISTORY FILE EXPENDITURE RECORDS SUPPORTING THE Q16 REPORT  
 AS OF 05/31/16

\*\*\*\*\* RUN:06/10/16 TIME:18.24

\*\*\*\*\* PAGE 70

FFY: 15  
 PCA: 09-10-000-000-09326 STATE ATHLETIC COMMISSION

\*\*\*\*\*  
 SEC SS U SU SSU INDEX DESCRIPTION C OB OD AO DESCRIPTION

| INVOICE                                      | DOC DATE | REF DOC             | SX CUR | DOC SX     | CLAIM NO    | BATCH                | HDR PR   | DATE | TC | R | VENDOR NAME | CUR MONTH EXP |
|--|----------|---------------------|--------|------------|-------------|----------------------|----------|------|----|---|-------------|---------------|
| *TOTAL AGENCY OBJECT 00 HEALTH/WELFARE INS   |          |                     |        |            |             |                      |          |      |    |   |             | 3,524.07      |
| 09 00 00 00 00                               | 0900     | ATHLETIC COMMISSION |        |            | 1 03 106 01 | RETIREMENT           |          |      |    |   |             |               |
| LABOR DISTRIB                                |          |                     |        | CL01081200 |             | 160601LG             |          |      |    |   |             | 235.41        |
| LABOR DISTRIB                                |          |                     |        | CL01082400 |             | 160601LG             |          |      |    |   |             | 1,362.69      |
| LABOR DISTRIB                                |          |                     |        | CL01083900 |             | 160601LG             |          |      |    |   |             | 469.46        |
| LABOR DISTRIB                                |          |                     |        | CL01087100 |             | 160601LG             |          |      |    |   |             | 7,058.85      |
| LABOR DISTRIB                                |          |                     |        | CL01087200 |             | 160601LG             |          |      |    |   |             | 96.93         |
| *TOTAL AGENCY OBJECT 01 RETIREMENT           |          |                     |        |            |             |                      |          |      |    |   |             | 9,223.34      |
| 09 00 00 00 00                               | 0900     | ATHLETIC COMMISSION |        |            | 1 03 125 15 | SCIF ALLOCATION COST |          |      |    |   |             |               |
|  |          | SCIF2015DJ          |        |            |             | 16061008081          | 06/10/16 | 242  |    |   |             | 268.00        |
| *TOTAL AGENCY OBJECT 15 SCIF ALLOCATION COST |          |                     |        |            |             |                      |          |      |    |   |             | 268.00        |
| 09 00 00 00 00                               | 0900     | ATHLETIC COMMISSION |        |            | 1 03 134 00 | OTHER-STAFF BENEFITS |          |      |    |   |             |               |
| LABOR DISTRIB                                |          |                     |        | CL01087100 |             | 160601LG             |          |      |    |   |             | 3,390.14      |
| LABOR DISTRIB                                |          |                     |        | CL01087200 |             | 160601LG             |          |      |    |   |             | 10.33         |
|  | 05/06/16 |                     |        | CLA0003710 |             | 16051007005          | 05/10/16 | 242  |    |   |             | 86.74         |
| *TOTAL AGENCY OBJECT 00 OTHER-STAFF BENEFITS |          |                     |        |            |             |                      |          |      |    |   |             | 3,487.21      |
| 09 00 00 00 00                               | 0900     | ATHLETIC COMMISSION |        |            | 1 03 134 01 | TRANSIT DISCOUNT     |          |      |    |   |             |               |
|  | 05/31/16 | MAY 2016            |        | BUS PASS11 |             | 16060207059          | 06/02/16 | 242  |    |   |             | 65.00         |
| *TOTAL AGENCY OBJECT 01 TRANSIT DISCOUNT     |          |                     |        |            |             |                      |          |      |    |   |             | 65.00         |
| 09 00 00 00 00                               | 0900     | ATHLETIC COMMISSION |        |            | 1 03 135 00 | LIFE INSURANCE       |          |      |    |   |             |               |
| LABOR DISTRIB                                |          |                     |        | CL01087100 |             | 160601LG             |          |      |    |   |             | 10.58         |
| *TOTAL AGENCY OBJECT 00 LIFE INSURANCE       |          |                     |        |            |             |                      |          |      |    |   |             | 10.58         |
| 09 00 00 00 00                               | 0900     | ATHLETIC COMMISSION |        |            | 1 03 136 00 | VISION CARE          |          |      |    |   |             |               |
| LABOR DISTRIB                                |          |                     |        | CL01087100 |             | 160601LG             |          |      |    |   |             | 34.56         |
| *TOTAL AGENCY OBJECT 00 VISION CARE          |          |                     |        |            |             |                      |          |      |    |   |             | 34.56         |
| 09 00 00 00 00                               | 0900     | ATHLETIC COMMISSION |        |            | 1 03 137 00 | MEDICARE TAXATION    |          |      |    |   |             |               |
| LABOR DISTRIB                                |          |                     |        | CL01081200 |             | 160601LG             |          |      |    |   |             | 129.65        |
| LABOR DISTRIB                                |          |                     |        | CL01081600 |             | 160601LG             |          |      |    |   |             | 10.17         |
| LABOR DISTRIB                                |          |                     |        | CL01082400 |             | 160601LG             |          |      |    |   |             | 153.88        |

CSTARH10 1110 (DEST: A1 CAL2) PM,C,6,5,4,0,  
 FISCAL MONTH: 11 MAY 6(INDEX) 5(PCA) 4(AGYOBJ) 0(NOFUND) FUND(ALL) GL(ALL)  
 DEPT OF CONSUMER AFFAIRS - REGULATORY BOARDS  
 HISTORY FILE EXPENDITURE RECORDS SUPPORTING THE Q16 REPORT  
 AS OF 05/31/16

\*\*\*\*\* RUN:06/10/16 TIME:18.24

\*\*\*\*\* PAGE 71

FFY: 15  
 PCA: 09-10-000-000-09326 STATE ATHLETIC COMMISSION  
 \*\*\*\*\*  
 SEC SS U SU SSU INDEX DESCRIPTION C OB OD AO DESCRIPTION

| INVOICE   | DOC DATE | REF DOC             | SX CUR | DOC SX     | CLAIM NO    | BATCH                         | HDR PR   | DATE | TC | R                             | VENDOR NAME | CUR MONTH EXP |
|---|----------|---------------------|--------|------------|-------------|-------------------------------|----------|------|----|-------------------------------|-------------|---------------|
| LABOR DISTRIB   |          |                     |        |            | CL01083900  | 160601LG                      |          |      |    |                               |             | 111.81        |
| LABOR DISTRIB   |          |                     |        |            | CL01084500  | 160601LG                      |          |      |    |                               |             | 26.98         |
| LABOR DISTRIB   |          |                     |        |            | CL01087100  | 160601LG                      |          |      |    |                               |             | 392.53        |
| LABOR DISTRIB   |          |                     |        |            | CL01087200  | 160601LG                      |          |      |    |                               |             | 59.08         |
| *TOTAL AGENCY OBJECT 00 MEDICARE TAXATION             |          |                     |        |            |             |                               |          |      |    |                               |             | 884.10        |
| 09 00 00 00 00  | 0900     | ATHLETIC COMMISSION |        |            | 3 11 206 00 | MISC OFFICE SUPPLIES          |          |      |    |                               |             |               |
| 46044555642846  | 04/22/16 |                     |        |            | 1502485     | 16051604062                   | 05/16/16 | 231  |    | U S BANK                      |             | 398.35        |
| *TOTAL AGENCY OBJECT 00 MISC OFFICE SUPPLIES          |          |                     |        |            |             |                               |          |      |    |                               |             | 398.35        |
| 09 00 00 00 00  | 0900     | ATHLETIC COMMISSION |        |            | 3 11 207 00 | FREIGHT & DRAYAGE             |          |      |    |                               |             |               |
| 5 386 21070   | 04/15/16 |                     |        |            | 1502332     | 16050204001                   | 05/02/16 | 231  |    | FEDERAL EXPRESS CORP          |             | 27.47         |
| 5 393 89684   | 04/22/16 |                     |        |            | 1502332     | 16050204001                   | 05/02/16 | 231  |    | FEDERAL EXPRESS CORP          |             | 296.68        |
| 5 401 35074   | 04/29/16 |                     |        |            | 1502407     | 16051004034                   | 05/10/16 | 231  |    | FEDERAL EXPRESS CORP          |             | 164.53        |
| 5 408 81179   | 05/06/16 |                     |        |            | 1502518     | 16052004087                   | 05/20/16 | 231  |    | FEDERAL EXPRESS CORP          |             | 238.88        |
| 5 416 46081   | 05/13/16 |                     |        |            | 1502541     | 16052404105                   | 05/24/16 | 231  |    | FEDERAL EXPRESS CORP          |             | 81.15         |
| *TOTAL AGENCY OBJECT 00 FREIGHT & DRAYAGE             |          |                     |        |            |             |                               |          |      |    |                               |             | 808.71        |
| 09 00 00 00 00  | 0900     | ATHLETIC COMMISSION |        |            | 3 11 213 02 | ADMIN OVERHEAD-OTHR STATE AGE |          |      |    |                               |             |               |
| 2879583   | 05/11/16 | 10-2015             |        | GS15003325 |             | 160518XE022                   | 05/26/16 | 242  |    | DEPT OF GENERAL SERVICES      |             | 4.62          |
| 2882043   | 05/11/16 | 11-2015             |        | GS15003325 |             | 160518XE022                   | 05/26/16 | 242  |    | DEPT OF GENERAL SERVICES      |             | 79.20         |
| *TOTAL AGENCY OBJECT 02 ADMIN OVERHEAD-OTHR STATE AGE |          |                     |        |            |             |                               |          |      |    |                               |             | 83.82         |
| 09 00 00 00 00  | 0900     | ATHLETIC COMMISSION |        |            | 3 11 217 00 | MTG/CONF/EXHIBIT/SHOWS        |          |      |    |                               |             |               |
| C000000873  | 05/25/16 | C000000873          |        |            | 1502565     | 16053104138                   | 05/31/16 | 231  |    | AM EXPRESS 3782-925468-41005  |             | 1,829.58      |
| *TOTAL AGENCY OBJECT 00 MTG/CONF/EXHIBIT/SHOWS        |          |                     |        |            |             |                               |          |      |    |                               |             | 1,829.58      |
| 09 00 00 00 00  | 0900     | ATHLETIC COMMISSION |        |            | 3 11 223 00 | LIBRARY PURCH/SUBSCRIPT       |          |      |    |                               |             |               |
| CALIQ1-2016   | 04/26/16 | REQ0016129          |        |            | 1502454     | 16051704068                   | 05/17/16 | 232  |    | MIXED MARTIAL ARTS LLC        |             | 1,600.00      |
| 113   | 04/27/16 | REQ0015568          |        |            | 1502454     | 16051704068                   | 05/17/16 | 232  |    | POD INDEX LLC                 |             | 2,500.00      |
| *TOTAL AGENCY OBJECT 00 LIBRARY PURCH/SUBSCRIPT       |          |                     |        |            |             |                               |          |      |    |                               |             | 4,100.00      |
| 09 00 00 00 00  | 0900     | ATHLETIC COMMISSION |        |            | 3 12 242 02 | REPRODUCTION SVS              |          |      |    |                               |             |               |
|   | 06/01/16 |                     |        |            | 1502478     | 16060104140                   | 06/01/16 | 231  |    | AGENCY CHECKING ACCT NBR: 172 |             | 28.67         |
| *TOTAL AGENCY OBJECT 02 REPRODUCTION SVS              |          |                     |        |            |             |                               |          |      |    |                               |             | 28.67         |

CSTARH10 1110 (DEST: A1 CAL2) PM,C,6,5,4,0,  
 FISCAL MONTH: 11 MAY

6(INDEX) 5(PCA ) 4(AGYOBJ) 0(NOFUND) FUND(ALL ) GL(ALL )  
 DEPT OF CONSUMER AFFAIRS - REGULATORY BOARDS  
 HISTORY FILE EXPENDITURE RECORDS SUPPORTING THE Q16 REPORT  
 AS OF 05/31/16

\*\*\*\*\* RUN:06/10/16 TIME:18.24

\*\*\*\*\* PAGE 72

FFY: 15  
 PCA: 09-10-000-000-09326 STATE ATHLETIC COMMISSION

\*\*\*\*\*  
 SEC SS U SU SSU INDEX DESCRIPTION C OB OD AO DESCRIPTION

| INVOICE                                       | DOC DATE | REF DOC             | SX CUR | DOC SX     | CLAIM NO    | BATCH                 | HDR PR   | DATE | TC R | VENDOR NAME                   | CUR MONTH | EXP    |
|---|----------|---------------------|--------|------------|-------------|-----------------------|----------|------|------|-------------------------------|-----------|--------|
| 09 00 00 00 00                                | 0900     | ATHLETIC COMMISSION |        |            | 3 13 252 00 | CELL PHONES,PDA,PAGER |          |      |      |                               |           |        |
| 287248075734                                  | 04/09/16 |                     |        |            | 1502382     | 16050604021           | 05/06/16 | 231  |      | AT&T MOBILITY                 |           | 30.06  |
| *TOTAL AGENCY OBJECT 00 CELL PHONES,PDA,PAGER |          |                     |        |            |             |                       |          |      |      |                               |           | 30.06  |
| 09 00 00 00 00                                | 0900     | ATHLETIC COMMISSION |        |            | 3 13 257 01 | TELEPHONE EXCHANGE    |          |      |      |                               |           |        |
| SV041442                                      | 04/20/16 |                     |        |            | 1502383     | 16050904022           | 05/09/16 | 231  |      | VERIZON BUSINESS NETWORK SERV |           | 24.51  |
| 9391003590                                    | 04/10/16 |                     |        |            | 1502381     | 16050904020           | 05/09/16 | 231  |      | AT&T                          |           | 13.82  |
| *TOTAL AGENCY OBJECT 01 TELEPHONE EXCHANGE    |          |                     |        |            |             |                       |          |      |      |                               |           | 38.33  |
| 09 00 00 00 00                                | 0900     | ATHLETIC COMMISSION |        |            | 3 14 263 05 | DCA POSTAGE ALLO      |          |      |      |                               |           |        |
| APR 16 POSTAGE                                |          |                     |        | POST APR16 |             | 16051807017           | 05/18/16 | 242  |      |                               |           | 3.26   |
| AUG 15 POSTAGE                                |          |                     |        | POST AUG15 |             | 16052507048           | 05/25/16 | 242  |      |                               |           | 7.98   |
| MAY 16 POSTAGE                                |          |                     |        | POST MAY16 |             | 16060307069           | 06/03/16 | 242  |      |                               |           | 198.01 |
| OCT 15 POSTAGE                                |          |                     |        | POST OCT15 |             | 16052507047           | 05/25/16 | 242  |      |                               |           | 34.13  |
| *TOTAL AGENCY OBJECT 05 DCA POSTAGE ALLO      |          |                     |        |            |             |                       |          |      |      |                               |           | 243.38 |
| 09 00 00 00 00                                | 0900     | ATHLETIC COMMISSION |        |            | 3 17 292 00 | PER DIEM-I/S          |          |      |      |                               |           |        |
|   | 06/01/16 |                     |        |            | 1502230     | 16060104139           | 06/01/16 | 231  |      | AGENCY CHECKING ACCT NBR: 172 |           | 90.00  |
|   | 06/01/16 |                     |        |            | 1502230     | 16060104139           | 06/01/16 | 231  |      | AGENCY CHECKING ACCT NBR: 172 |           | 46.00  |
|   | 06/01/16 |                     |        |            | 1502230     | 16060104139           | 06/01/16 | 231  |      | AGENCY CHECKING ACCT NBR: 172 |           | 207.72 |
|   | 06/01/16 |                     |        |            | 1502230     | 16060104139           | 06/01/16 | 231  |      | AGENCY CHECKING ACCT NBR: 172 |           | 22.00  |
|   | 06/01/16 |                     |        |            | 1502230     | 16060104139           | 06/01/16 | 231  |      | AGENCY CHECKING ACCT NBR: 172 |           | 23.00  |
|   | 06/01/16 |                     |        |            | 1502230     | 16060104139           | 06/01/16 | 231  |      | AGENCY CHECKING ACCT NBR: 172 |           | 226.88 |
|   | 06/01/16 |                     |        |            | 1502230     | 16060104139           | 06/01/16 | 231  |      | AGENCY CHECKING ACCT NBR: 172 |           | 23.00  |
|   | 06/01/16 |                     |        |            | 1502230     | 16060104139           | 06/01/16 | 231  |      | AGENCY CHECKING ACCT NBR: 172 |           | 46.00  |
|   | 06/01/16 |                     |        |            | 1502230     | 16060104139           | 06/01/16 | 231  |      | AGENCY CHECKING ACCT NBR: 172 |           | 216.62 |
|   | 06/01/16 |                     |        |            | 1502230     | 16060104139           | 06/01/16 | 231  |      | AGENCY CHECKING ACCT NBR: 172 |           | 381.34 |
|   | 06/01/16 |                     |        |            | 1502478     | 16060104140           | 06/01/16 | 231  |      | AGENCY CHECKING ACCT NBR: 172 |           | 46.00  |
|   | 06/01/16 |                     |        |            | 1502478     | 16060104140           | 06/01/16 | 231  |      | AGENCY CHECKING ACCT NBR: 172 |           | 225.66 |
|   | 06/01/16 |                     |        |            | 1502478     | 16060104140           | 06/01/16 | 231  |      | AGENCY CHECKING ACCT NBR: 172 |           | 23.00  |
|   | 06/01/16 |                     |        |            | 1502478     | 16060104140           | 06/01/16 | 231  |      | AGENCY CHECKING ACCT NBR: 172 |           | 398.42 |
|   | 06/01/16 |                     |        |            | 1502478     | 16060104140           | 06/01/16 | 231  |      | AGENCY CHECKING ACCT NBR: 172 |           | 23.00  |
|   | 06/01/16 |                     |        |            | 1502478     | 16060104140           | 06/01/16 | 231  |      | AGENCY CHECKING ACCT NBR: 172 |           | 54.00  |
|   | 06/01/16 |                     |        |            | 1502478     | 16060104140           | 06/01/16 | 231  |      | AGENCY CHECKING ACCT NBR: 172 |           | 23.00  |
|   | 06/01/16 |                     |        |            | 1502478     | 16060104140           | 06/01/16 | 231  |      | AGENCY CHECKING ACCT NBR: 172 |           | 46.00  |
|   | 06/01/16 |                     |        |            | 1502478     | 16060104140           | 06/01/16 | 231  |      | AGENCY CHECKING ACCT NBR: 172 |           | 126.00 |
|   | 06/01/16 |                     |        |            | 1502478     | 16060104140           | 06/01/16 | 231  |      | AGENCY CHECKING ACCT NBR: 172 |           | 144.00 |
|   | 06/01/16 |                     |        |            | 1502478     | 16060104140           | 06/01/16 | 231  |      | AGENCY CHECKING ACCT NBR: 172 |           | 20.00  |
|   | 06/01/16 |                     |        |            | 1502478     | 16060104140           | 06/01/16 | 231  |      | AGENCY CHECKING ACCT NBR: 172 |           | 36.00  |
|   | 06/01/16 |                     |        |            | 1502478     | 16060104140           | 06/01/16 | 231  |      | AGENCY CHECKING ACCT NBR: 172 |           | 20.00  |

CSTARH10 1110 (DEST: A1 CAL2) PM,C,6,5,4,0,  
 FISCAL MONTH: 11 MAY 6(INDEX) 5(PCAA) 4(AGYOBJ) 0(NOFUND) FUND(ALL) GL(ALL)  
 DEPT OF CONSUMER AFFAIRS - REGULATORY BOARDS  
 HISTORY FILE EXPENDITURE RECORDS SUPPORTING THE Q16 REPORT  
 AS OF 05/31/16

\*\*\*\*\* RUN:06/10/16 TIME:18.24

\*\*\*\*\* PAGE 73

FFY: 15  
 PCA: 09-10-000-000-09326 STATE ATHLETIC COMMISSION

\*\*\*\*\*  
 SEC SS U SU SSU INDEX DESCRIPTION C OB OD AO DESCRIPTION

| INVOICE                                    | DOC DATE | REF DOC | SX CUR | DOC SX | CLAIM NO | BATCH               | HDR | PR DATE  | TC          | R        | VENDOR NAME                   | CUR MONTH EXP                |        |
|--|----------|---------|--------|--------|----------|---------------------|-----|----------|-------------|----------|-------------------------------|------------------------------|--------|
|  | 06/01/16 |         |        |        | 1502478  | 16060104140         |     | 06/01/16 | 231         |          | AGENCY CHECKING ACCT NBR: 172 | 398.42                       |        |
|  | 06/01/16 |         |        |        | 1502478  | 16060104140         |     | 06/01/16 | 231         |          | AGENCY CHECKING ACCT NBR: 172 | 1,155.97                     |        |
|  | 06/01/16 |         |        |        | 1502478  | 16060104140         |     | 06/01/16 | 231         |          | AGENCY CHECKING ACCT NBR: 172 | 46.00                        |        |
|  | 06/01/16 |         |        |        | 1502478  | 16060104140         |     | 06/01/16 | 231         |          | AGENCY CHECKING ACCT NBR: 172 | 23.00                        |        |
|  | 06/01/16 |         |        |        | 1502478  | 16060104140         |     | 06/01/16 | 231         |          | AGENCY CHECKING ACCT NBR: 172 | 46.00                        |        |
|  | 06/01/16 |         |        |        | 1502478  | 16060104140         |     | 06/01/16 | 231         |          | AGENCY CHECKING ACCT NBR: 172 | 23.00                        |        |
|  | 06/01/16 |         |        |        | 1502478  | 16060104140         |     | 06/01/16 | 231         |          | AGENCY CHECKING ACCT NBR: 172 | 92.00                        |        |
|  | 06/01/16 |         |        |        | 1502478  | 16060104140         |     | 06/01/16 | 231         |          | AGENCY CHECKING ACCT NBR: 172 | 76.00                        |        |
| *TOTAL AGENCY OBJECT 00 PER DIEM-I/S       |          |         |        |        |          |                     |     |          |             |          |                               | 4,328.03                     |        |
| 09   | 00       | 00      | 00     | 00     | 0900     | ATHLETIC COMMISSION |     | 3        | 17          | 294      | 00                            | COMMERCIAL AIR-I/S           |        |
|  |          |         |        |        | 05/04/16 |                     |     | 1502367  | 16050404010 | 05/04/16 | 231                           | AM EXPRESS 3782-940798-41006 | 987.02 |
| *TOTAL AGENCY OBJECT 00 COMMERCIAL AIR-I/S |          |         |        |        |          |                     |     |          |             |          |                               | 987.02                       |        |
| 09   | 00       | 00      | 00     | 00     | 0900     | ATHLETIC COMMISSION |     | 3        | 17          | 295      | 00                            | PRIVATE CAR-I/S              |        |
|  | 06/01/16 |         |        |        | 1502230  | 16060104139         |     | 06/01/16 | 231         |          | AGENCY CHECKING ACCT NBR: 172 | 113.40                       |        |
|  | 06/01/16 |         |        |        | 1502230  | 16060104139         |     | 06/01/16 | 231         |          | AGENCY CHECKING ACCT NBR: 172 | 110.88                       |        |
|  | 06/01/16 |         |        |        | 1502230  | 16060104139         |     | 06/01/16 | 231         |          | AGENCY CHECKING ACCT NBR: 172 | 102.60                       |        |
|  | 06/01/16 |         |        |        | 1502230  | 16060104139         |     | 06/01/16 | 231         |          | AGENCY CHECKING ACCT NBR: 172 | 50.24                        |        |
|  | 06/01/16 |         |        |        | 1502230  | 16060104139         |     | 06/01/16 | 231         |          | AGENCY CHECKING ACCT NBR: 172 | 386.66                       |        |
|  | 06/01/16 |         |        |        | 1502230  | 16060104139         |     | 06/01/16 | 231         |          | AGENCY CHECKING ACCT NBR: 172 | 553.14                       |        |
|  | 06/01/16 |         |        |        | 1502230  | 16060104139         |     | 06/01/16 | 231         |          | AGENCY CHECKING ACCT NBR: 172 | 108.28                       |        |
|  | 06/01/16 |         |        |        | 1502230  | 16060104139         |     | 06/01/16 | 231         |          | AGENCY CHECKING ACCT NBR: 172 | 33.12                        |        |
|  | 06/01/16 |         |        |        | 1502230  | 16060104139         |     | 06/01/16 | 231         |          | AGENCY CHECKING ACCT NBR: 172 | 75.48                        |        |
|  | 06/01/16 |         |        |        | 1502230  | 16060104139         |     | 06/01/16 | 231         |          | AGENCY CHECKING ACCT NBR: 172 | 98.28                        |        |
|  | 06/01/16 |         |        |        | 1502230  | 16060104139         |     | 06/01/16 | 231         |          | AGENCY CHECKING ACCT NBR: 172 | 205.20                       |        |
|  | 06/01/16 |         |        |        | 1502230  | 16060104139         |     | 06/01/16 | 231         |          | AGENCY CHECKING ACCT NBR: 172 | 224.92                       |        |
|  | 06/01/16 |         |        |        | 1502230  | 16060104139         |     | 06/01/16 | 231         |          | AGENCY CHECKING ACCT NBR: 172 | 62.64                        |        |
|  | 06/01/16 |         |        |        | 1502230  | 16060104139         |     | 06/01/16 | 231         |          | AGENCY CHECKING ACCT NBR: 172 | 24.20                        |        |
|  | 06/01/16 |         |        |        | 1502230  | 16060104139         |     | 06/01/16 | 231         |          | AGENCY CHECKING ACCT NBR: 172 | 220.47                       |        |
|  | 06/01/16 |         |        |        | 1502230  | 16060104139         |     | 06/01/16 | 231         |          | AGENCY CHECKING ACCT NBR: 172 | 286.74                       |        |
|  | 06/01/16 |         |        |        | 1502230  | 16060104139         |     | 06/01/16 | 231         |          | AGENCY CHECKING ACCT NBR: 172 | 211.04                       |        |
|  | 06/01/16 |         |        |        | 1502230  | 16060104139         |     | 06/01/16 | 231         |          | AGENCY CHECKING ACCT NBR: 172 | 736.80                       |        |
|  | 06/01/16 |         |        |        | 1502230  | 16060104139         |     | 06/01/16 | 231         |          | AGENCY CHECKING ACCT NBR: 172 | 57.24                        |        |
|  | 06/01/16 |         |        |        | 1502478  | 16060104140         |     | 06/01/16 | 231         |          | AGENCY CHECKING ACCT NBR: 172 | 396.36                       |        |
|  | 06/01/16 |         |        |        | 1502478  | 16060104140         |     | 06/01/16 | 231         |          | AGENCY CHECKING ACCT NBR: 172 | 30.80                        |        |
|  | 06/01/16 |         |        |        | 1502478  | 16060104140         |     | 06/01/16 | 231         |          | AGENCY CHECKING ACCT NBR: 172 | 53.78                        |        |
|  | 06/01/16 |         |        |        | 1502478  | 16060104140         |     | 06/01/16 | 231         |          | AGENCY CHECKING ACCT NBR: 172 | 54.00                        |        |
|  | 06/01/16 |         |        |        | 1502478  | 16060104140         |     | 06/01/16 | 231         |          | AGENCY CHECKING ACCT NBR: 172 | 54.56                        |        |
|  | 06/01/16 |         |        |        | 1502478  | 16060104140         |     | 06/01/16 | 231         |          | AGENCY CHECKING ACCT NBR: 172 | 25.06                        |        |
|  | 06/01/16 |         |        |        | 1502478  | 16060104140         |     | 06/01/16 | 231         |          | AGENCY CHECKING ACCT NBR: 172 | 173.19                       |        |



CSTARH10 1110 (DEST: A1 CAL2) PM,C,6,5,4,0,  
 FISCAL MONTH: 11 MAY 6(INDEX) 5(PCA ) 4(AGYOBJ) 0(NOFUND) FUND(ALL ) GL(ALL )  
 DEPT OF CONSUMER AFFAIRS - REGULATORY BOARDS  
 HISTORY FILE EXPENDITURE RECORDS SUPPORTING THE Q16 REPORT  
 AS OF 05/31/16

\*\*\*\*\* RUN:06/10/16 TIME:18.24

\*\*\*\*\* PAGE 75

FFY: 15  
 PCA: 09-10-000-000-09326 STATE ATHLETIC COMMISSION  
 \*\*\*\*\*  
 SEC SS U SU SSU INDEX DESCRIPTION C OB OD AO DESCRIPTION

| INVOICE   | DOC DATE | REF DOC             | SX CUR  | DOC SX     | CLAIM NO    | BATCH                     | HDR PR   | DATE | TC | R | VENDOR NAME                   | CUR MONTH EXP |
|---|----------|---------------------|---------|------------|-------------|---------------------------|----------|------|----|---|-------------------------------|---------------|
| 09 00 00 00 00                                    | 0900     | ATHLETIC COMMISSION |         |            | 3 17 305 00 | MGMT/TRANS FEE-I/S        |          |      |    |   |                               |               |
| 2882403   | 05/04/16 |                     |         |            | 1502367     | 16050404010               | 05/04/16 | 231  |    |   | AM EXPRESS 3782-940798-41006  | 55.00         |
|   | 05/11/16 | 07-2015             |         | GS15003325 |             | 160518XE022               | 05/26/16 | 242  |    |   | DEPT OF GENERAL SERVICES      | 142.00        |
| *TOTAL AGENCY OBJECT 00 MGMT/TRANS FEE-I/S        |          |                     |         |            |             |                           |          |      |    |   |                               | 197.00        |
| 09 00 00 00 00                                    | 0900     | ATHLETIC COMMISSION |         |            | 3 23 343 00 | RENT-BLDG/GRND(NON STATE) |          |      |    |   |                               |               |
| RENT MAY16  | 05/01/16 | 2367-00720          |         |            | 1502371     | 16050504013               | 05/09/16 | 232  |    |   | WESTCORE WEST SAC             | 5,270.19      |
| *TOTAL AGENCY OBJECT 00 RENT-BLDG/GRND(NON STATE) |          |                     |         |            |             |                           |          |      |    |   |                               | 5,270.19      |
| 09 00 00 00 00                                    | 0900     | ATHLETIC COMMISSION |         |            | 3 23 347 00 | FACILITY PLNG-DGS         |          |      |    |   |                               |               |
| 2884543   | 05/11/16 | 04-2016             |         | GS15003325 |             | 160518XE022               | 05/26/16 | 242  |    |   | DEPT OF GENERAL SERVICES      | 108.04        |
| *TOTAL AGENCY OBJECT 00 FACILITY PLNG-DGS         |          |                     |         |            |             |                           |          |      |    |   |                               | 108.04        |
| 09 00 00 00 00                                    | 0900     | ATHLETIC COMMISSION |         |            | 3 25 396 00 | ATTORNEY GENL-INTERDEPT   |          |      |    |   |                               |               |
| 166591  | 05/23/16 |                     |         | JUS0001612 |             | 16052407036               | 05/24/16 | 242  |    |   | DEPT OF JUSTICE               | 5,827.50      |
| *TOTAL AGENCY OBJECT 00 ATTORNEY GENL-INTERDEPT   |          |                     |         |            |             |                           |          |      |    |   |                               | 5,827.50      |
| 09 00 00 00 00                                    | 0900     | ATHLETIC COMMISSION |         |            | 3 26 413 00 | HEALTH & MEDICAL-EXT SVS  |          |      |    |   |                               |               |
|   |          |                     |         |            |             | 16051707013               | 05/17/16 | 315  |    |   |                               | 25,063.62-    |
|   |          |                     |         |            |             | 16051807014               | 05/18/16 | 315  | R  |   |                               | 25,063.62     |
|   |          |                     |         |            |             | 16052307029               | 05/23/16 | 311  | R  |   |                               | 25,063.62-    |
| CSAC146   | 07/01/15 | REQ0013118          | 1400415 |            |             | 16052307030               | 05/23/16 | 242  |    |   | REGENTS OF UNIV OF CALIFORNIA | 8,000.00      |
| CSAC146   | 07/01/15 | REQ0013118          | 1400415 |            |             | 16052407042               | 05/25/16 | 242  | R  |   | REGENTS OF UNIV OF CALIFORNIA | 8,000.00-     |
| CSAC147   | 07/01/15 | REQ0013118          | 1400415 |            |             | 16052307030               | 05/23/16 | 242  |    |   | REGENTS OF UNIV OF CALIFORNIA | 2,280.00      |
| CSAC147   | 07/01/15 | REQ0013118          | 1400415 |            |             | 16052407042               | 05/25/16 | 242  | R  |   | REGENTS OF UNIV OF CALIFORNIA | 2,280.00-     |
| CSAC148   | 07/01/15 | REQ0013118          | 1400415 |            |             | 16052307030               | 05/23/16 | 242  |    |   | REGENTS OF UNIV OF CALIFORNIA | 10,783.62     |
| CSAC148   | 07/01/15 | REQ0013118          | 1400415 |            |             | 16052407042               | 05/25/16 | 242  | R  |   | REGENTS OF UNIV OF CALIFORNIA | 10,783.62-    |
| CSAC148   | 07/01/15 | REQ0013118          | 1400704 |            |             | 16052307030               | 05/23/16 | 242  |    |   | REGENTS OF UNIV OF CALIFORNIA | 1,816.38      |
| CSAC148   | 07/01/15 | REQ0013118          | 1400704 |            |             | 16052407042               | 05/25/16 | 242  | R  |   | REGENTS OF UNIV OF CALIFORNIA | 1,816.38-     |
| CSAC154   | 07/01/15 | REQ0013118          | 1400930 |            |             | 16052307030               | 05/23/16 | 242  |    |   | REGENTS OF UNIV OF CALIFORNIA | 2,183.62      |
| CSAC154   | 07/01/15 | REQ0013118          | 1400930 |            |             | 16052407042               | 05/25/16 | 242  | R  |   | REGENTS OF UNIV OF CALIFORNIA | 2,183.62-     |
| CSAC230   | 04/08/16 | REQ0013118          |         |            | 1502457     | 16052504116               | 05/25/16 | 232  |    |   | REGENTS OF UNIV OF CALIFORNIA | 299.25        |
| CSAC231   | 04/14/16 | REQ0013118          |         |            | 1502457     | 16052504116               | 05/25/16 | 232  |    |   | REGENTS OF UNIV OF CALIFORNIA | 299.25        |
| CSAC232   | 04/14/16 | REQ0013118          |         |            | 1502457     | 16052504116               | 05/25/16 | 232  |    |   | REGENTS OF UNIV OF CALIFORNIA | 225.75        |
| CSAC233   | 04/28/16 | REQ0013118          |         |            | 1502457     | 16052504116               | 05/25/16 | 232  |    |   | REGENTS OF UNIV OF CALIFORNIA | 299.25        |
| CSAC234   | 04/19/16 | REQ0013118          |         |            | 1502457     | 16052504116               | 05/25/16 | 232  |    |   | REGENTS OF UNIV OF CALIFORNIA | 299.25        |
| *TOTAL AGENCY OBJECT 00 HEALTH & MEDICAL-EXT SVS  |          |                     |         |            |             |                           |          |      |    |   |                               | 23,640.87-    |

CSTARH10 1110 (DEST: A1 CAL2) PM,C,6,5,4,0,  
 FISCAL MONTH: 11 MAY 6(INDEX) 5(PCA) 4(AGYOBJ) 0(NOFUND) FUND(ALL) GL(ALL)  
 DEPT OF CONSUMER AFFAIRS - REGULATORY BOARDS  
 HISTORY FILE EXPENDITURE RECORDS SUPPORTING THE Q16 REPORT  
 AS OF 05/31/16

\*\*\*\*\* RUN:06/10/16 TIME:18.24

\*\*\*\*\* PAGE 76

FFY: 15  
 PCA: 09-10-000-000-09326 STATE ATHLETIC COMMISSION

\*\*\*\*\*  
 SEC SS U SU SSU INDEX DESCRIPTION C OB OD AO DESCRIPTION

| INVOICE  | DOC DATE | REF DOC             | SX CUR | DOC SX | CLAIM NO    | BATCH                          | HDR PR   | DATE | TC R | VENDOR NAME                  | CUR MONTH EXP |
|--|----------|---------------------|--------|--------|-------------|--------------------------------|----------|------|------|------------------------------|---------------|
| 09 00 00 00 00   | 0900     | ATHLETIC COMMISSION |        |        | 3 26 418 02 | CONS/PROF SVS-EXTRNL           |          |      |      |                              |               |
| 64180  | 04/12/16 | REQ0015421          |        |        | 1502455     | 16051804072                    | 05/18/16 | 231  |      | BENEFIT RESOURCES, INC       | 18,493.00     |
| *TOTAL AGENCY OBJECT 02 CONS/PROF SVS-EXTRNL           |          |                     |        |        |             |                                |          |      |      |                              | 18,493.00     |
| 09 00 00 00 00   | 0900     | ATHLETIC COMMISSION |        |        | 3 27 424 03 | OIS PRO RATA                   |          |      |      |                              |               |
|  |          | PRORATA 15          |        |        |             | 16060208068                    | 06/02/16 | 242  |      |                              | 14,500.00     |
| *TOTAL AGENCY OBJECT 03 OIS PRO RATA                   |          |                     |        |        |             |                                |          |      |      |                              | 14,500.00     |
| 09 00 00 00 00   | 0900     | ATHLETIC COMMISSION |        |        | 3 27 427 00 | INDIRECT DISTRB COST           |          |      |      |                              |               |
|  |          | PRORATA-15          |        |        |             | 16053108069                    | 05/31/16 | 242  |      |                              | 31,000.00     |
| *TOTAL AGENCY OBJECT 00 INDIRECT DISTRB COST           |          |                     |        |        |             |                                |          |      |      |                              | 31,000.00     |
| 09 00 00 00 00   | 0900     | ATHLETIC COMMISSION |        |        | 3 27 427 01 | INTERAGENCY SERVS              |          |      |      |                              |               |
|  |          | FUNDADJUST          |        |        |             | 16052507045                    | 05/25/16 | 242  |      |                              | 25,063.62     |
| *TOTAL AGENCY OBJECT 01 INTERAGENCY SERVS              |          |                     |        |        |             |                                |          |      |      |                              | 25,063.62     |
| 09 00 00 00 00   | 0900     | ATHLETIC COMMISSION |        |        | 3 27 427 30 | DOI - ISU PRO RATA             |          |      |      |                              |               |
|  |          | PRORATA 15          |        |        |             | 16060208070                    | 06/02/16 | 242  |      |                              | 750.00        |
| *TOTAL AGENCY OBJECT 30 DOI - ISU PRO RATA             |          |                     |        |        |             |                                |          |      |      |                              | 750.00        |
| 09 00 00 00 00   | 0900     | ATHLETIC COMMISSION |        |        | 3 27 427 34 | COMMUNICATIONS PRO RATA        |          |      |      |                              |               |
|  |          | PRORATA-15          |        |        |             | 16053108072                    | 05/31/16 | 242  |      |                              | 2,000.00      |
| *TOTAL AGENCY OBJECT 34 COMMUNICATIONS PRO RATA        |          |                     |        |        |             |                                |          |      |      |                              | 2,000.00      |
| 09 00 00 00 00   | 0900     | ATHLETIC COMMISSION |        |        | 3 29 436 00 | SUPPLIES-IT (PAPER, TONER, ETC |          |      |      |                              |               |
| 5091436  | 04/13/16 | P000000574          |        |        | 1502304     | 16050604016                    | 05/06/16 | 231  |      | TECHNOLOGY INTEGRATION GROUP | 132.30        |
| *TOTAL AGENCY OBJECT 00 SUPPLIES-IT (PAPER, TONER, ETC |          |                     |        |        |             |                                |          |      |      |                              | 132.30        |
| *TOTAL INDEX 0900 ATHLETIC COMMISSION                  |          |                     |        |        |             |                                |          |      |      |                              | 186,251.51    |
| *TOTAL PCA 09326 STATE ATHLETIC COMMISSION             |          |                     |        |        |             |                                |          |      |      |                              | 186,251.51    |

CSTARH10 1110 (DEST: A1 CAL2) PM,C,6,5,4,0,  
 FISCAL MONTH: 11 MAY 6(INDEX) 5(PCA ) 4(AGYOBJ) 0(NOFUND) FUND(ALL ) GL(ALL )  
 DEPT OF CONSUMER AFFAIRS - REGULATORY BOARDS  
 HISTORY FILE EXPENDITURE RECORDS SUPPORTING THE Q16 REPORT  
 AS OF 05/31/16

\*\*\*\*\* RUN:06/10/16 TIME:18.24

\*\*\*\*\* PAGE 77

FFY: 15  
 PCA: 09-20-000-000-09492 STATE ATHLETIC COMM - BOXERS NEURO ACCT  
 \*\*\*\*\*  
 SEC SS U SU SSU INDEX DESCRIPTION C OB OD AO DESCRIPTION

| INVOICE  | DOC DATE | REF DOC             | SX CUR | DOC SX | CLAIM NO    | BATCH                | HDR PR   | DATE | TC | R | VENDOR NAME | CUR MONTH EXP |
|--|----------|---------------------|--------|--------|-------------|----------------------|----------|------|----|---|-------------|---------------|
| 09 00 00 00 00   | 0900     | ATHLETIC COMMISSION |        |        | 1 03 125 15 | SCIF ALLOCATION COST |          |      |    |   |             | 7.00          |
|  |          | SCIF2015DJ          |        |        |             | 16061008081          | 06/10/16 | 242  |    |   |             | 7.00          |
| *TOTAL AGENCY OBJECT 15 SCIF ALLOCATION COST             |          |                     |        |        |             |                      |          |      |    |   |             | 7.00          |
| 09 00 00 00 00   | 0900     | ATHLETIC COMMISSION |        |        | 3 27 424 03 | OIS PRO RATA         |          |      |    |   |             | 750.00        |
|  |          | PRORATA 15          |        |        |             | 16060208068          | 06/02/16 | 242  |    |   |             | 750.00        |
| *TOTAL AGENCY OBJECT 03 OIS PRO RATA                     |          |                     |        |        |             |                      |          |      |    |   |             | 750.00        |
| 09 00 00 00 00   | 0900     | ATHLETIC COMMISSION |        |        | 3 30 438 00 | PRO RATA             |          |      |    |   |             | 1,507.00      |
|  | 05/16/16 | PRORATA-4           |        |        |             | 16051807015          | 05/19/16 | 242  |    |   |             | 1,507.00      |
| *TOTAL AGENCY OBJECT 00 PRO RATA                         |          |                     |        |        |             |                      |          |      |    |   |             | 1,507.00      |
| *TOTAL INDEX 0900 ATHLETIC COMMISSION                    |          |                     |        |        |             |                      |          |      |    |   |             | 2,264.00      |
| *TOTAL PCA 09492 STATE ATHLETIC COMM - BOXERS NEURO ACCT |          |                     |        |        |             |                      |          |      |    |   |             | 2,264.00      |



CSTARH10 1110 (DEST: A1 CAL2) PM,C,6,5,4,0,  
 FISCAL MONTH: 11 MAY

6(INDEX) 5(PCA ) 4(AGYOBJ) 0(NOFUND) FUND(ALL ) GL(ALL )  
 DEPT OF CONSUMER AFFAIRS - REGULATORY BOARDS  
 HISTORY FILE EXPENDITURE RECORDS SUPPORTING THE Q16 REPORT  
 AS OF 05/31/16

\*\*\*\*\* RUN:06/10/16 TIME:18.24

\*\*\*\*\* PAGE 78

FFY: 15  
 PCA: 09-40-000-000-09250 BOXERS PENSION FUND 9250

\*\*\*\*\*  
 SEC SS U SU SSU INDEX DESCRIPTION C OB OD AO DESCRIPTION

| INVOICE                                      | DOC DATE | REF DOC             | SX CUR | DOC SX     | CLAIM NO    | BATCH       | HDR PR | DATE     | TC R | VENDOR NAME          | CUR MONTH EXP |
|--|----------|---------------------|--------|------------|-------------|-------------|--------|----------|------|----------------------|---------------|
| 09 00 00 00 00                               | 0900     | ATHLETIC COMMISSION |        |            | 1 01 003 00 | 160601LG    |        |          |      | CIVIL SERVICE-PERM   | 4,493.00      |
| LABOR DISTRIB                                |          |                     |        | CL01087100 |             |             |        |          |      |                      | -----         |
| *TOTAL AGENCY OBJECT 00 CIVIL SERVICE-PERM   |          |                     |        |            |             |             |        |          |      |                      | 4,493.00      |
| 09 00 00 00 00                               | 0900     | ATHLETIC COMMISSION |        |            | 1 03 103 00 | 160601LG    |        |          |      | OASDI                | 259.26        |
| LABOR DISTRIB                                |          |                     |        | CL01087100 |             |             |        |          |      |                      | -----         |
| *TOTAL AGENCY OBJECT 00 OASDI                |          |                     |        |            |             |             |        |          |      |                      | 259.26        |
| 09 00 00 00 00                               | 0900     | ATHLETIC COMMISSION |        |            | 1 03 104 00 | 160601LG    |        |          |      | DENTAL INSURANCE     | 94.09         |
| LABOR DISTRIB                                |          |                     |        | CL01087100 |             |             |        |          |      |                      | -----         |
| *TOTAL AGENCY OBJECT 00 DENTAL INSURANCE     |          |                     |        |            |             |             |        |          |      |                      | 94.09         |
| 09 00 00 00 00                               | 0900     | ATHLETIC COMMISSION |        |            | 1 03 105 00 | 160601LG    |        |          |      | HEALTH/WELFARE INS   | 1,474.51      |
| LABOR DISTRIB                                |          |                     |        | CL01087100 |             |             |        |          |      |                      | -----         |
| *TOTAL AGENCY OBJECT 00 HEALTH/WELFARE INS   |          |                     |        |            |             |             |        |          |      |                      | 1,474.51      |
| 09 00 00 00 00                               | 0900     | ATHLETIC COMMISSION |        |            | 1 03 106 01 | 160601LG    |        |          |      | RETIREMENT           | 1,129.99      |
| LABOR DISTRIB                                |          |                     |        | CL01087100 |             |             |        |          |      |                      | -----         |
| *TOTAL AGENCY OBJECT 01 RETIREMENT           |          |                     |        |            |             |             |        |          |      |                      | 1,129.99      |
| 09 00 00 00 00                               | 0900     | ATHLETIC COMMISSION |        |            | 1 03 125 15 | 16061008081 |        | 06/10/16 | 242  | SCIF ALLOCATION COST | 4.00          |
|  |          |                     |        | SCIF2015DJ |             |             |        |          |      |                      | -----         |
| *TOTAL AGENCY OBJECT 15 SCIF ALLOCATION COST |          |                     |        |            |             |             |        |          |      |                      | 4.00          |
| 09 00 00 00 00                               | 0900     | ATHLETIC COMMISSION |        |            | 1 03 134 00 | 160601LG    |        |          |      | OTHER-STAFF BENEFITS | 1.69          |
| LABOR DISTRIB                                |          |                     |        | CL01087100 |             |             |        |          |      |                      | 0.88          |
|  | 05/06/16 |                     |        | CLA0003710 |             |             |        | 05/10/16 | 242  |                      | -----         |
| *TOTAL AGENCY OBJECT 00 OTHER-STAFF BENEFITS |          |                     |        |            |             |             |        |          |      |                      | 2.57          |
| 09 00 00 00 00                               | 0900     | ATHLETIC COMMISSION |        |            | 1 03 136 00 | 160601LG    |        |          |      | VISION CARE          | 8.64          |
| LABOR DISTRIB                                |          |                     |        | CL01087100 |             |             |        |          |      |                      | -----         |
| *TOTAL AGENCY OBJECT 00 VISION CARE          |          |                     |        |            |             |             |        |          |      |                      | 8.64          |
| 09 00 00 00 00                               | 0900     | ATHLETIC COMMISSION |        |            | 1 03 137 00 | 160601LG    |        |          |      | MEDICARE TAXATION    | 60.63         |
| LABOR DISTRIB                                |          |                     |        | CL01087100 |             |             |        |          |      |                      |               |

CSTARH10 1110 (DEST: A1 CAL2) PM,C,6,5,4,0,  
 FISCAL MONTH: 11 MAY 6(INDEX) 5(PCA ) 4(AGYOBJ) 0(NOFUND) FUND(ALL ) GL(ALL )  
 DEPT OF CONSUMER AFFAIRS - REGULATORY BOARDS  
 HISTORY FILE EXPENDITURE RECORDS SUPPORTING THE Q16 REPORT  
 AS OF 05/31/16

\*\*\*\*\* RUN:06/10/16 TIME:18.24

\*\*\*\*\* PAGE 79

FFY: 15  
 PCA: 09-40-000-000-09250 BOXERS PENSION FUND 9250  
 \*\*\*\*\*  
 SEC SS U SU SSU INDEX DESCRIPTION C OB OD AO DESCRIPTION

| INVOICE                                      | DOC | DATE | REF | DOC | SX   | CUR                           | DOC | SX | CLAIM | NO | BATCH       | HDR      | PR  | DATE | TC                   | R | VENDOR NAME | CUR | MONTH     | EXP      |
|--|-----|------|-----|-----|------|-------------------------------|-----|----|-------|----|-------------|----------|-----|------|----------------------|---|-------------|-----|-----------|----------|
| *TOTAL AGENCY OBJECT 00 MEDICARE TAXATION    |     |      |     |     |      |                               |     |    |       |    |             |          |     |      |                      |   |             |     | 60.63     |          |
| 09   | 00  | 00   | 00  | 00  | 0900 | ATHLETIC COMMISSION           |     |    |       |    | 3           | 27       | 424 | 03   | OIS PRO RATA         |   |             |     |           |          |
|  |     |      |     |     |      | PRORATA 15                    |     |    |       |    | 16060208068 | 06/02/16 | 242 |      |                      |   |             |     |           | 500.00   |
| *TOTAL AGENCY OBJECT 03 OIS PRO RATA         |     |      |     |     |      |                               |     |    |       |    |             |          |     |      |                      |   |             |     | 500.00    |          |
| 09   | 00  | 00   | 00  | 00  | 0900 | ATHLETIC COMMISSION           |     |    |       |    | 3           | 27       | 427 | 00   | INDIRECT DISTRB COST |   |             |     |           |          |
|  |     |      |     |     |      | PRORATA-15                    |     |    |       |    | 16053108069 | 05/31/16 | 242 |      |                      |   |             |     |           | 1,500.00 |
| *TOTAL AGENCY OBJECT 00 INDIRECT DISTRB COST |     |      |     |     |      |                               |     |    |       |    |             |          |     |      |                      |   |             |     | 1,500.00  |          |
| 09   | 00  | 00   | 00  | 00  | 0900 | ATHLETIC COMMISSION           |     |    |       |    | 3           | 30       | 438 | 00   | PRO RATA             |   |             |     |           |          |
|  |     |      |     |     |      | 05/16/16 PRORATA-4 RATA002307 |     |    |       |    | 16051807015 | 05/19/16 | 242 |      |                      |   |             |     |           | 1,263.00 |
| *TOTAL AGENCY OBJECT 00 PRO RATA             |     |      |     |     |      |                               |     |    |       |    |             |          |     |      |                      |   |             |     | 1,263.00  |          |
| *TOTAL INDEX 0900 ATHLETIC COMMISSION        |     |      |     |     |      |                               |     |    |       |    |             |          |     |      |                      |   |             |     | 10,789.69 |          |
| *TOTAL PCA 09250 BOXERS PENSION FUND 9250    |     |      |     |     |      |                               |     |    |       |    |             |          |     |      |                      |   |             |     | 10,789.69 |          |

CSTARQ24 1110 (DEST: A1 CAL2) PM,C,6,5,2,0, ,6212,  
 FISCAL MONTH: 11 MAY 6(INDEX) 5(PCA ) 2(AGYSRC) 0(NOFUND) FUND(ALL ) GL(6212)  
 DEPT OF CONSUMER AFFAIRS - REGULATORY BOARDS  
 RECEIPTS BY ORGANIZATION AND SOURCE  
 AS OF 05/31/16

\*\*\*\*\* RUN:06/10/16 TIME:18.24

\*\*\*\*\* PAGE 10

ENY: 15 FFY: 15  
 SECTION: 09 ATHLETIC COMMISSION  
 SUB-SECTION: 00  
 UNIT: 00  
 SUB-UNIT: 00  
 SUB-SUB-UNIT: 00  
 INDEX: 0900 ATHLETIC COMMISSION

PROGRAM  
 PG EL CMP TSK PCA DESCRIPTION

| REF    | SOURCE        | ASRC  | DESCRIPTION                        | PLANNED<br>RECEIPTS | ACTUAL RECEIPTS |              | BALANCE      |
|--------|---------------|-------|------------------------------------|---------------------|-----------------|--------------|--------------|
|        |               |       |                                    |                     | CURRENT MONTH   | YEAR-TO-DATE |              |
| 09 10  | 000 000       | 80326 | ATHLETIC COMMISSION FD 0326        |                     |                 |              |              |
| 980    | 125600        | CA    | BOXING - GATE TAXES                | 0.00                | 93,524.23       | 481,886.25   | 481,886.25-  |
| 980    | 125600        | CB    | WRESTLING - GATE TAXES             | 0.00                | 53,923.70       | 297,813.13   | 297,813.13-  |
| 980    | 125600        | CD    | RADIO AND TV - GATE TAXES          | 0.00                | 75,875.00       | 438,440.80   | 438,440.80-  |
| 980    | 125600        | FT    | CITATION/FINE FTB COLLECTION       | 0.00                | 500.00          | 1,212.53     | 1,212.53-    |
| 980    | 125600        | 00    | OTHER REGULATORY FEES              | 1,453,000.00        | 0.00            | 0.00         | 1,453,000.00 |
| 980    | 125600        | 13    | COMMISSION FINES VARIABLE          | 0.00                | 4,148.25        | 68,688.50    | 68,688.50-   |
| 980    | 125600        | 19    | MIXED MARTIAL ARTS FEES/TAXES-VAR  | 0.00                | 4,739.82        | 112,721.89   | 112,721.89-  |
| *TOTAL | SOURCE 125600 |       |                                    | 1,453,000.00        | 232,711.00      | 1,400,763.10 | 52,236.90    |
|        |               |       |                                    |                     |                 |              |              |
| 980    | 125700        | CK    | PRO CLUB-LICENSE FEE \$1000        | 0.00                | 1,000.00        | 6,000.00     | 6,000.00-    |
| 980    | 125700        | CX    | TIMEKEEPER - LIC FEE \$50          | 0.00                | 0.00            | 150.00       | 150.00-      |
| 980    | 125700        | CY    | BOXER - LICENSE FEE \$60           | 0.00                | 5,040.00        | 40,500.00    | 40,500.00-   |
| 980    | 125700        | CZ    | PROFESSIONAL JUDGE \$150           | 0.00                | 0.00            | 1,050.00     | 1,050.00-    |
| 980    | 125700        | C3    | MATCHMAKER LICENSE \$200           | 0.00                | 400.00          | 1,800.00     | 1,800.00-    |
| 980    | 125700        | UQ    | FEDERAL ID CARDS-BOXING-\$20       | 0.00                | 780.00          | 5,580.00     | 5,580.00-    |
| 980    | 125700        | US    | FEDERAL ID CARDS-MARTIAL ARTS-\$20 | 0.00                | 620.00          | 2,300.00     | 2,300.00-    |
| 980    | 125700        | UV    | PROFESSIONAL APP FEE-TRAINER-\$200 | 0.00                | 2,200.00        | 8,600.00     | 8,600.00-    |
| 980    | 125700        | 00    | OTHER REGULATORY LICENSES AND PER  | 207,000.00          | 0.00            | 0.00         | 207,000.00   |
| 980    | 125700        | 3C    | PROFESSIONAL LIC FEE-KICKBOXER -\$ | 0.00                | 60.00           | 1,500.00     | 1,500.00-    |
| 980    | 125700        | 3D    | PROFESSIONAL LIC FEE-MARTIAL ARTS  | 0.00                | 5,940.00        | 25,380.00    | 25,380.00-   |
| 980    | 125700        | 3K    | MANAGER LIC FEE-\$150              | 0.00                | 150.00          | 4,950.00     | 4,950.00-    |
| 980    | 125700        | 3L    | PROFESSIONAL REFEREE LIC FEE-\$150 | 0.00                | 0.00            | 450.00       | 450.00-      |
| 980    | 125700        | 37    | SECOND LIC FEE-\$50                | 0.00                | 15,450.00       | 95,620.00    | 95,620.00-   |
| 980    | 125700        | 92    | PRIOR YEAR REVENUE ADJUSTMENT      | 0.00                | 0.00            | 1,174.63-    | 1,174.63     |
| *TOTAL | SOURCE 125700 |       |                                    | 207,000.00          | 31,640.00       | 192,705.37   | 14,294.63    |
|        |               |       |                                    |                     |                 |              |              |
| 980    | 125800        | 00    | RENEWAL FEES                       | 91,000.00           | 0.00            | 0.00         | 91,000.00    |
| 980    | 125800        | 1P    | TIMEKEEPER'S RENEWAL FEE-\$50      | 0.00                | 0.00            | 500.00       | 500.00-      |
| 980    | 125800        | 1V    | MANAGER RENEWAL FEE-\$150          | 0.00                | 900.00          | 12,600.00    | 12,600.00-   |
| 980    | 125800        | 1W    | PROFESSIONAL REFEREE RENEWAL FEE-  | 0.00                | 450.00          | 5,860.00     | 5,860.00-    |
| 980    | 125800        | 1X    | PROFESSIONAL JUDGE RENEWAL FEE-\$1 | 0.00                | 450.00          | 5,100.00     | 5,100.00-    |

CSTARQ24 1110 (DEST: A1 CAL2) PM,C,6,5,2,0, ,6212,  
 FISCAL MONTH: 11 MAY 6 (INDEX) 5 (PCA ) 2 (AGYSRC) 0 (NOFUND) FUND (ALL ) GL (6212)  
 DEPT OF CONSUMER AFFAIRS - REGULATORY BOARDS  
 RECEIPTS BY ORGANIZATION AND SOURCE  
 AS OF 05/31/16

\*\*\*\*\* RUN:06/10/16 TIME:18.24

\*\*\*\*\* PAGE 11

ENY: 15 FFY: 15  
 SECTION: 09 ATHLETIC COMMISSION  
 SUB-SECTION: 00  
 UNIT: 00  
 SUB-UNIT: 00  
 SUB-SUB-UNIT: 00  
 INDEX: 0900 ATHLETIC COMMISSION

PROGRAM  
 PG EL CMP TSK PCA DESCRIPTION

| REF                  | SOURCE | ASRC | DESCRIPTION                        | PLANNED RECEIPTS | ACTUAL RECEIPTS CURRENT MONTH | ACTUAL RECEIPTS YEAR-TO-DATE | BALANCE     |
|----------------------|--------|------|------------------------------------|------------------|-------------------------------|------------------------------|-------------|
| 980                  | 125800 | 1Y   | MATCHMAKER RENEWAL FEE-\$200       | 0.00             | 600.00                        | 2,600.00                     | 2,600.00-   |
| 980                  | 125800 | 29   | PROF CLUB RENEWAL FEE-\$1000       | 0.00             | 3,000.00                      | 37,800.00                    | 37,800.00-  |
| 980                  | 125800 | 59   | PROFESSIONAL REN FEE-TRAINER-\$200 | 0.00             | 400.00                        | 1,400.00                     | 1,400.00-   |
| *TOTAL SOURCE 125800 |        |      |                                    | 91,000.00        | 5,800.00                      | 65,860.00                    | 25,140.00   |
| 980                  | 150300 | 00   | INCOME FROM SURPLUS MONEY INVESTM  | 0.00             | 711.36                        | 3,792.12                     | 3,792.12-   |
| *TOTAL SOURCE 150300 |        |      |                                    | 0.00             | 711.36                        | 3,792.12                     | 3,792.12-   |
| 980                  | 160100 | 00   | ATTORNEY GENERAL PROCEEDS OF ANTI  | 0.00             | 704.83                        | 704.83                       | 704.83-     |
| *TOTAL SOURCE 160100 |        |      |                                    | 0.00             | 704.83                        | 704.83                       | 704.83-     |
| 980                  | 161400 | FT   | MISC REVENUE FTB COLLECTION        | 0.00             | 0.00                          | 581.00                       | 581.00-     |
| 980                  | 161400 | 90   | MISCELLANEOUS INCOME               | 0.00             | 22.62                         | 599.80                       | 599.80-     |
| 980                  | 161400 | 91   | DISHONORED CHECK FEE-VAR           | 0.00             | 0.00                          | 100.00                       | 100.00-     |
| *TOTAL SOURCE 161400 |        |      |                                    | 0.00             | 22.62                         | 1,280.80                     | 1,280.80-   |
| 09 20 000 000        | 84920  |      | BOXERS NEURO EXAM ACCT             |                  |                               |                              |             |
| 980                  | 125600 | CG   | BOXER'S NEUROLOGICAL EXAM - VAR    | 0.00             | 1,134.13                      | 7,894.99                     | 7,894.99-   |
| *TOTAL SOURCE 125600 |        |      |                                    | 0.00             | 1,134.13                      | 7,894.99                     | 7,894.99-   |
| 980                  | 150300 | 00   | INCOME FROM SURPLUS MONEY INVESTM  | 0.00             | 0.00                          | 622.57                       | 622.57-     |
| *TOTAL SOURCE 150300 |        |      |                                    | 0.00             | 0.00                          | 622.57                       | 622.57-     |
| 09 40 000 000        | 89250  |      | BOXERS PENSION REVENUE 9250        |                  |                               |                              |             |
| 980                  | 221600 | 01   | BOXERS PENSION FUND 9250           | 0.00             | 12,946.96                     | 107,553.16                   | 107,553.16- |
| *TOTAL SOURCE 221600 |        |      |                                    | 0.00             | 12,946.96                     | 107,553.16                   | 107,553.16- |

CSTARQ24 1110 (DEST: A1 CAL2) PM,C,6,5,2,0,6212,  
 FISCAL MONTH: 11 MAY 6(INDEX) 5(PCA) 2(AGYSRC) 0(NOFUND) FUND(ALL) GL(6212)  
 DEPT OF CONSUMER AFFAIRS - REGULATORY BOARDS  
 RECEIPTS BY ORGANIZATION AND SOURCE  
 AS OF 05/31/16

\*\*\*\*\* RUN:06/10/16 TIME:18.24

\*\*\*\*\* PAGE 12

ENY: 15 FFY: 15  
 SECTION: 09 ATHLETIC COMMISSION  
 SUB-SECTION: 00  
 UNIT: 00  
 SUB-UNIT: 00  
 SUB-SUB-UNIT: 00  
 INDEX: 0900 ATHLETIC COMMISSION

PROGRAM  
 PG EL CMP TSK PCA DESCRIPTION

| REF                  | SOURCE | ASRC | DESCRIPTION                       | PLANNED<br>RECEIPTS | ACTUAL<br>CURRENT MONTH | RECEIPTS<br>YEAR-TO-DATE | BALANCE    |
|----------------------|--------|------|-----------------------------------|---------------------|-------------------------|--------------------------|------------|
| 980                  | 250300 | 00   | INCOME FROM SURPLUS MONEY INVESTM | 0.00                | 0.00                    | 456.05                   | 456.05-    |
| *TOTAL SOURCE 250300 |        |      |                                   | 0.00                | 0.00                    | 456.05                   | 456.05-    |
| *TOTAL PROG 09       |        |      |                                   | 1,751,000.00        | 285,670.90              | 1,781,632.99             | 30,632.99- |
| *TOTAL REFERENCE 980 |        |      |                                   | 1,751,000.00        | 285,670.90              | 1,781,632.99             | 30,632.99- |
| *TOTAL INDEX 0900    |        |      |                                   | 1,751,000.00        | 285,670.90              | 1,781,632.99             | 30,632.99- |
| *TOTAL SEC 09        |        |      |                                   | 1,751,000.00        | 285,670.90              | 1,781,632.99             | 30,632.99- |

**Neurological Fund  
Budget Update**

DEPARTMENT OF CONSUMER AFFAIRS  
CALIFORNIA STATE ATHLETIC COMMISSION - NEURO

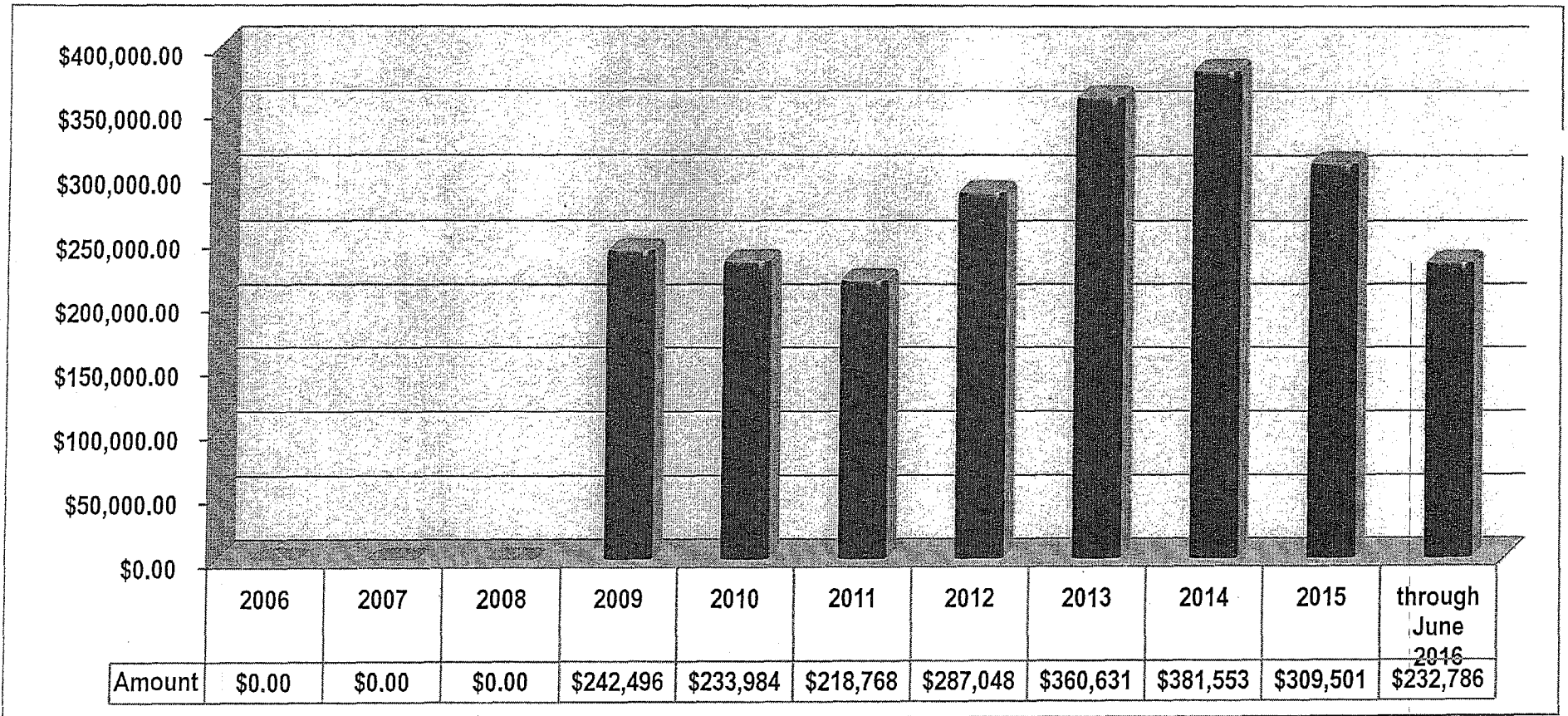
BUDGET REPORT  
FY 2011-12 TO FY 2014-15 ACTUAL AND FY 2015-16 AUTHORIZED AND PROJECTED EXPENDITURES

| OBJECT DESCRIPTION                     | FY 2011-12        |                                | FY 2012-13        |                                | FY 2013-14        |                                | FY 2014-15        |                                | FY 2015-16        |                                |                        | AVERAGE EXPENDITURES SINCE FY 2011-12 |
|--|-------------------|--------------------------------|-------------------|--------------------------------|-------------------|--------------------------------|-------------------|--------------------------------|-------------------|--------------------------------|------------------------|---------------------------------------|
|  | AUTHORIZED BUDGET | ACTUAL EXPENDITURES (MONTH 13) | AUTHORIZED BUDGET | ACTUAL EXPENDITURES (MONTH 13) | AUTHORIZED BUDGET | ACTUAL EXPENDITURES (MONTH 13) | AUTHORIZED BUDGET | ACTUAL EXPENDITURES (MONTH 13) | AUTHORIZED BUDGET | ACTUAL EXPENDITURES (MONTH 10) | PROJECTED EXPENDITURES |                                       |
| <b>PERSONNEL SERVICES</b>              |                   |                                |                   |                                |                   |                                |                   |                                |                   |                                |                        |                                       |
| Salary & Wages                         | 28,935            | 30,347                         | 55,090            | 10,212                         | 30,424            | 247                            | 31,946            | 0                              | 0                 | 0                              | 0                      | 8,161                                 |
| Athletic Inspectors                    | 0                 | 0                              | 0                 | 0                              | 0                 | 0                              | 0                 | 11,827                         | 0                 | 0                              | 0                      | 2,365                                 |
| Overtime                               | 0                 | 88                             | 0                 | 0                              | 0                 | 0                              | 0                 | 0                              | 0                 | 0                              | 0                      | 18                                    |
| Staff Benefits                         | 17,264            | 19,297                         | 18,073            | 10,649                         | 19,038            | 128                            | 19,038            | 1,776                          | 0                 | 83                             | 91                     | 6,388                                 |
| <b>TOTALS, PERSONNEL SVCS</b>          | <b>46,199</b>     | <b>49,732</b>                  | <b>73,163</b>     | <b>20,861</b>                  | <b>49,462</b>     | <b>375</b>                     | <b>50,984</b>     | <b>13,603</b>                  | <b>0</b>          | <b>83</b>                      | <b>91</b>              | <b>16,932</b>                         |
| <b>OPERATING EXPENSE AND EQUIPMENT</b> |                   |                                |                   |                                |                   |                                |                   |                                |                   |                                |                        |                                       |
| General Expense                        | 31,596            | 111                            | 2,777             | 917                            | 2,500             | 2,056                          | 2,999             | 288                            | 4,000             | 0                              | 300                    | 734                                   |
| Minor Equipment                        | 0                 | 0                              | 0                 | 0                              | 0                 | 2,988                          | 0                 | 4,335                          | 0                 | 0                              | 0                      | 1,465                                 |
| Printing                               | 690               | 0                              | 690               | 0                              | 690               | 0                              | 690               | 0                              | 1,000             | 0                              | 0                      | 0                                     |
| Communication                          | 217               | 0                              | 217               | 0                              | 217               | 0                              | 217               | 0                              | 0                 | 0                              | 0                      | 0                                     |
| Postage                                | 1,463             | 0                              | 1,463             | 0                              | 1,463             | 0                              | 1,463             | 0                              | 1,000             | 0                              | 0                      | 0                                     |
| Training                               | 246               | 0                              | 246               | 0                              | 246               | 0                              | 246               | 0                              | 0                 | 0                              | 0                      | 0                                     |
| Facilities Operations                  | 2,779             | 0                              | 2,779             | 0                              | 2,779             | 0                              | 2,779             | 0                              | 3,000             | 0                              | 0                      | 0                                     |
| C & P Services - External              | 20,329            | 0                              | 20,329            | 0                              | 47,663            | 0                              | 46,141            | 0                              | 46,000            | 0                              | 0                      | 0                                     |
| OIS Billing                            | 2,948             | 3,065                          | 2,997             | 2,997                          | 3,680             | 3,642                          | 4,967             | 5,092                          | 3,000             | 3,000                          | 3,000                  | 3,559                                 |
| Indirect Dist                          | 8,087             | 7,908                          | 7,586             | 7,573                          | 9,251             | 9,183                          | 10,275            | 10,364                         | 0                 | 0                              | 0                      | 7,006                                 |
| DOI Prorata                            | 302               | 246                            | 308               | 308                            | 294               | 293                            | 321               | 9                              | 0                 | 0                              | 0                      | 121                                   |
| Public Affairs Prorata                 | 606               | 582                            | 427               | 375                            | 413               | 338                            | 314               | 12                             | 0                 | 0                              | 0                      | 0                                     |
| PCSD Prorata                           | 529               | 511                            | 527               | 513                            | 355               | 335                            | 340               | 10                             | 0                 | 0                              | 0                      | 4                                     |
| DP Maintenance & Supplies              | 0                 | 0                              | 0                 | 0                              | 0                 | 12                             | 0                 | 0                              | 0                 | 0                              | 0                      | 2                                     |
| Central Admin Services - Pro Rata      | 4,636             | 4,636                          | 5,138             | 5,138                          | 5,401             | 5,401                          | 5,753             | 5,753                          | 6,000             | 6,028                          | 6,028                  | 5,391                                 |
| <b>EXAM EXPENSES:</b>                  |                   |                                |                   |                                |                   |                                |                   |                                |                   |                                |                        |                                       |
| Major Equipment                        | 0                 | 0                              | 0                 | 0                              | 0                 | 0                              | 0                 | 33,852                         | 0                 | 0                              | 0                      | 6,770                                 |
| <b>TOTALS, OE&amp;E</b>                | <b>74,428</b>     | <b>17,059</b>                  | <b>45,484</b>     | <b>17,821</b>                  | <b>74,952</b>     | <b>24,248</b>                  | <b>76,505</b>     | <b>59,715</b>                  | <b>64,000</b>     | <b>9,028</b>                   | <b>9,328</b>           | <b>25,634</b>                         |
| <b>TOTAL EXPENSES</b>                  | <b>120,627</b>    | <b>66,791</b>                  | <b>118,647</b>    | <b>38,682</b>                  | <b>124,414</b>    | <b>24,623</b>                  | <b>127,489</b>    | <b>73,318</b>                  | <b>64,000</b>     | <b>9,111</b>                   | <b>9,419</b>           | <b>42,567</b>                         |
| <b>TOTAL REVERSION</b>                 |                   | <b>53,836</b>                  |                   | <b>79,965</b>                  |                   | <b>99,791</b>                  |                   | <b>54,171</b>                  |                   |                                | <b>54,581</b>          |                                       |





# BOXER'S PENSION FUND DISTRIBUTIONS BY YEAR - 2006-CURRENT





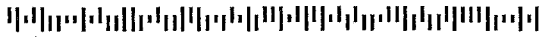
009410 RJCP4D01 052310


California Athletic Commission

JUN -7 2016

00009410 02 AB 0.396 02 TR 00058 RJCP4D01 000000

ANDY FOSTER TTEE  
U/A DTD JUL 1, 1981  
CALIFORNIA STATE ATHLETIC COMM  
FBO PROF BOXERS P/PL  
2005 EVERGREEN ST STE 2010  
SACRAMENTO CA 95815-3897104





## California State Athletic Comm Account Summary

Account No. 56658065

Closing Value \$5,216,297.10

ANDY FOSTER TTEE  
U/A DTD JUL 1, 1981  
CALIFORNIA STATE ATHLETIC COMM  
FBO PROF BOXERS P/PL  
2005 EVERGREEN ST STE 2010  
SACRAMENTO CA 95815-3897104

CYRIL SHAH  
Raymond James Financial Services, Inc.  
RAYMOND JAMES FINANCIAL SVCS | 555 UNIVERSITY AVENUE | SUITE 120 | SACRAMENTO, CA  
95825 | (916) 448-3754  
raymondjames.com/theshahgroup | Cyril.Shah@RaymondJames.com

Raymond James Client Services | 800-647-SERV (7378)  
Monday - Friday 8 a.m. to 6 p.m. ET  
Online Account Access | raymondjames.com/investoraccess

Statement Copies to: BETH HARRINGTON, JOHN FRIERSON

### Investment Objectives

**Primary:** Growth with a medium risk tolerance and a time horizon exceeding 10 years.

**Secondary:** Growth with a high risk tolerance and a time horizon exceeding 10 years.

### Activity

|                   | This Statement |              | Year to Date |              |
|-------------------|----------------|--------------|--------------|--------------|
| Beginning Balance | \$             | 5,192,059.05 | \$           | 5,047,774.37 |
| Deposits          | \$             | 0.00         | \$           | 0.00         |
| Income            | \$             | 7,446.95     | \$           | 39,584.77    |
| Withdrawals       | \$             | 0.00         | \$           | 0.00         |
| Expenses          | \$             | 0.00         | \$           | (9,319.08)   |
| Change in Value   | \$             | 16,791.10    | \$           | 138,257.04   |
| Ending Balance    | \$             | 5,216,297.10 | \$           | 5,216,297.10 |
| Purchases         | \$             | 0.00         | \$           | 0.00         |
| Sales/Redemptions | \$             | 0.00         | \$           | 0.00         |

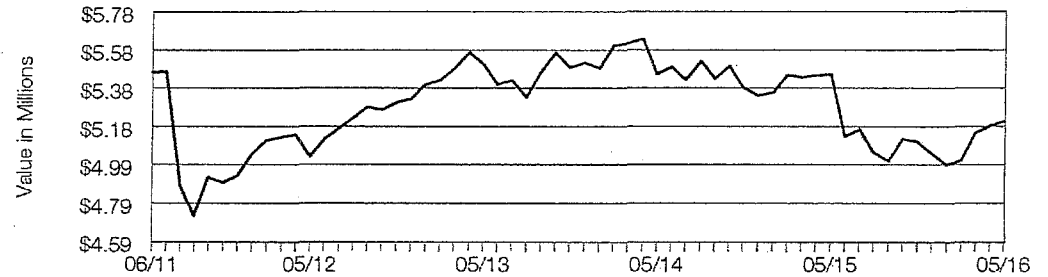
### Time-Weighted Performance

See Understanding Your Statement for important information about these calculations.

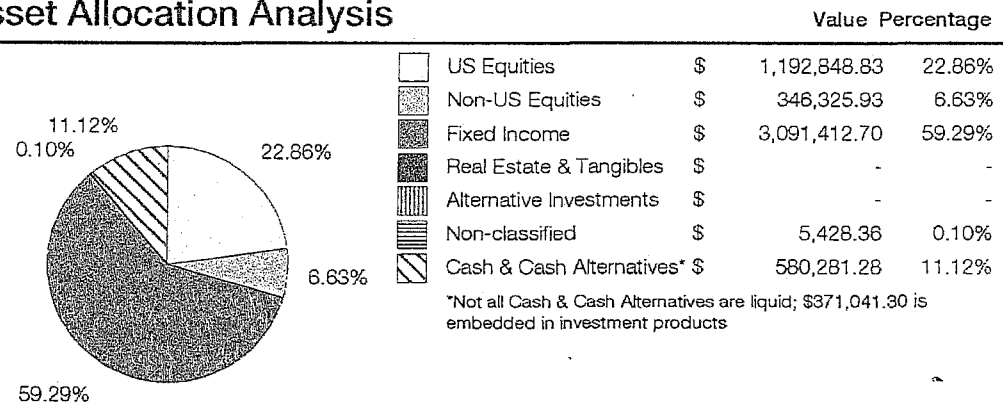
| Performance Inception | YTD   | 2015    | 2014  |
|-----------------------|-------|---------|-------|
| 10/24/07              | 3.32% | (1.03)% | 4.31% |

Excludes some limited partnerships, unpriced securities and annuity history prior to the annuity being linked to the account.

### Value Over Time



### Asset Allocation Analysis



Morningstar asset allocation information is as of 05/27/2016 (mutual funds & annuities) and 05/18/2016 (529s).



Need help navigating your statement? Visit <http://raymondjames.com/statements/comp> for a guide.

Raymond James & Associates, Inc. (RJ&A), member New York Stock Exchange/SIPC, carries your account and acts as custodian for funds and securities deposited with us, directly by you, through Raymond James Financial Services, Inc. (RJFS), or as a result of transactions we process for your account. RJFS maintains written agreements with financial institutions. Unless otherwise specified, products purchased through RJFS or held at RJ&A are not insured by the FDIC, NCUA, other financial institution insurance or government agencies, are not deposits or other obligations of and are not guaranteed by the financial institution, and are subject to investment risks, including possible loss of principal invested. Our independent financial advisors may also be involved in other business entities, including their own registered investment advisor firms and/or independent insurance relationships, unrelated to their association with RJFS. These entities are completely independent of Raymond James. RJFS serves as the broker/dealer of record for your investment securities accounts only. Checks for the purchase of investment securities should be made payable to Raymond James & Associates unless you are submitting your investment directly to a recognized mutual fund or insurance company. Information about commissions, service fees and other charges related to your transactions is included on your transaction confirmations. All financial products you have purchased or sold through your Raymond James financial advisor should appear on a trade confirmation and your account statements. Please contact your financial advisor and Raymond James Client Services at 800-647-7378 if you do not see any such purchase or sale reported on your trade confirmation or account statements; if you have questions about the securities positions, balances and transactions in your account; or if you note any other inaccuracy on your account statement. Any oral communications should be reconfirmed in writing to further protect your rights, including rights under the Securities Investor Protection Act. Raymond James' financial statement is available for your inspection at its offices or at [raymondjames.com](http://raymondjames.com), or a copy will be mailed upon your written request. All other inquiries, including updates to your investment profile and questions about the following information regarding the investments held in your account, should be directed to your financial advisor.

Raymond James International Headquarters | 880 Carillon Parkway | St. Petersburg, FL 33716 | [raymondjames.com](http://raymondjames.com)

**Securities Investor Protection Corporation** - Raymond James & Associates, Inc. is a member of the Securities Investor Protection Corporation (SIPC), which protects securities customers of its members up to \$500,000, including \$250,000 for claims for cash. An explanatory brochure is available upon request by calling 202-371-8300 or visiting [sipc.org](http://sipc.org). Raymond James & Associates, Inc. has purchased excess SIPC coverage through various syndicates of Lloyd's, a London-based firm. Excess SIPC coverage is fully protected by the Lloyd's trust funds and Lloyd's Central Fund. The additional protection currently provided has an aggregate firm limit of \$750 million, including a sub-limit of \$1.9 million per customer for cash above basic SIPC for the wrongful abstraction of customer funds. Account protection applies when a SIPC-member firm fails financially and is unable to meet obligations to securities clients, but it does not protect against market fluctuations.

Raymond James & Associates, Inc. and Raymond James Financial Services, Inc. are affiliated with Raymond James Bank, National Association (N.A.), member FDIC. Unless otherwise specified, products purchased from or held at Raymond James & Associates or purchased from Raymond James Financial Services are not insured by the FDIC, are not deposits or other obligations of Raymond James Bank, N.A., are not guaranteed by Raymond James Bank, N.A., and are subject to investment risks, including possible loss of the principal invested.

**FINRA Disclosure** - For additional background information on any firm or representative registered with the Financial Industry Regulatory Authority (FINRA), please contact FINRA at 800-289-9999 or [finra.org](http://finra.org) and request the public disclosure program brochure.

#### Availability of Free Credit, Bank Deposit Program, and Shares of the Cash Sweep Money Market

**Mutual Fund Balance** - You have the right to receive, in the normal course of business, any free credit balance, bank deposit program balance, the net asset value of shares of the cash sweep money market mutual fund balance, and any fully paid securities to which you are entitled, subject to any obligations you owe in any of your accounts.

**Cost Basis** - Effective January 1, 2011, Raymond James reports adjusted cost basis for tax lots of securities covered by the Emergency Economic Stabilization Act of 2008 to the IRS on Form 1099-B. These tax lots are indicated by a "c." Raymond James will default to the first-in, first-out (FIFO) cost basis accounting method for trades and transfers unless a different method has been selected.

For tax lots or securities that are not covered by the Emergency Economic Stabilization Act of 2008, cost basis information may not be available, may have been estimated by you or your financial advisor, or may have been obtained from third-party sources, and in these instances, Raymond James cannot guarantee its accuracy. Information for uncovered positions will not be reported to the IRS.

Gain or loss will only be calculated for tax lots that have cost basis. Gain or loss information may or may not reflect adjusted cost for return of principal/capital or accretion/amortization. Tax lots where the cost basis is true zero, displayed as 0.00, are included in cost calculations. "Gain or (loss) Pct" is calculated utilizing total cost basis.

Missing basis is not included in cost calculations. Please contact your financial advisor to have missing cost basis information added to your account.

The cost basis, proceeds, or gain/loss information reported has been adjusted to account for a disallowed loss from a wash sale. These adjustments are indicated by a "w" on the affected taxlots. A wash sale occurs when a security is sold for a loss and is re-purchased either 30 days before or after the sell.

Cost basis information for uncovered securities or tax lots will not be reported to the IRS; it is displayed for your information only and should not be relied upon for tax reporting purposes. Past performance is not a guarantee of future results. Market valuations may have been obtained from third-party sources and Raymond James cannot guarantee its accuracy or completeness.

For securities classified as Grantor or Royalty Trusts, Master Limited Partnerships or other widely held fixed income trusts, cost basis is not adjusted. These securities receive principal payments or distributions that are classified differently by the issuer at the end of the year. Clients should continue to rely on the issuer information for both cost basis adjustments as well as proceeds adjustments for these securities. For this reason the gain/loss displayed will be unadjusted and is not a true indicator of the investment return. Any adjustment to sales proceeds will be reflected on your 1099.

Unrealized gains or losses are not calculated for depreciated gifted securities, referred to as dual basis, indicated by a "d." Both Total Cost and Gift FMV exist, as the actual gain/loss cannot be determined until the position is sold.

## Understanding Your Statement (continued)

California State Athletic Comm Account No. 56658065

Reinvestments of dividend or capital gain distributions are excluded from Amount Invested but are included in Total Cost Basis. For any security in which a client has elected the average cost reporting method, the Amount Invested will utilize the average cost per share of all tax lots to calculate amount invested.

Mutual fund tax lots are displayed as one total position and may include covered and non-covered tax lots some of which could be adjusted for wash sales. Sold mutual fund shares that were purchased through reinvestments are combined and shown with a purchase date of "various."

Adjustments made to cost basis throughout the year may cause the information displayed on your client statement to differ from what is reported on the 1099-B which is provided to the IRS at the end of the year.

Please refer to the fixed income and alternative investment disclosures for additional cost basis information on those securities.

**Client Interest Program** - The Client Interest Program (CIP) is an on-demand alternative for client cash that is held for future investment. As required by the U.S. Securities and Exchange Commission Rule 15c3-3, "The Customer Protection Rule," Raymond James segregates client cash from firm cash. The client cash that is set aside is required to be held in bank accounts or in certain high-quality U.S. Government securities. CIP balances are included in the coverage provided by the Securities Investor Protection Corporation (SIPC) and excess SIPC. The CIP rate displayed in the Cash & Cash Alternatives section of your statement is the established rate for the last business day of the reported month. Estimated Annual Income is calculated using this rate and, therefore, is solely an estimated value for the month and may not reflect your actual income.

**Exchange-Traded Products (ETPs)** - ETPs are investment products that are listed on a national stock exchange and can thus be bought and sold in the equity trading markets. ETPs encompass a number of structures that track an underlying benchmark, index or portfolio of securities. ETPs may be structured as registered unit investment trusts (UITs), exchange-traded funds (ETFs), exchange-traded notes (ETNs), grantor trusts or commodity pools.

A number of ETPs employ, to varying degrees, more sophisticated, financial strategies and instruments such as leverage, futures, swaps and derivatives in order to achieve their investment objectives. Those ETPs are commonly referred to as "non-traditional ETPs." Non-traditional ETPs are more complex than traditional ETPs and may not be appropriate for all investors. These may include leveraged or inverse ETPs, some actively-managed ETPs, futures-linked ETPs, volatility ETPs, some ETNs and other products.

Non-traditional ETPs will generally have higher fees than traditional ETPs. All fees and expenses are described in the prospectus. The ability of an ETP issuer to perpetually create new shares contributes to an ETP's efficiency and accuracy in tracking its index. However, under certain circumstances, issuers may cease or suspend creating new shares, which may cause ETPs to trade at a price that differs significantly from the value of its underlying holdings or index. Furthermore, all ETPs may trade at a premium or discount to their net asset value (NAV) or indicative value in the case of ETNs.

Some ETPs may not trade in high volume, which could impact your ability to buy or sell your shares at the desired price and/or quantity. ETPs can be closed for a variety of reasons, which can cause forced taxable events for investors, including capital gains distributions. Furthermore, there can be closing costs associated with the final liquidation of the ETP and index tracking uncertainty as the ETP liquidates its assets.

Investors should consider an ETF's investment objective, risks, charges and expenses carefully before investing. The prospectus, which contains this and other important information, is available from your financial advisor and should be read carefully before investing.

**Time Weighted Performance Reporting** - The time-weighted performance results represented in this statement provide a measure of investment manager performance. Performance returns for securities purchased on margin do not include the effects of leverage. Performance returns are calculated net of management fees, if applicable. Returns for periods greater than one year are annualized returns unless they represent entire 12-month periods. All performance figures exclude unpriced securities (including securities of indeterminate value), limited partnerships (other than limited partnerships classified as Alternative Investments and appearing in that section of your statement). Performance for Annuity and RJ Bank CD's may not be all inclusive. Considering these exclusions, overall performance may be different than the results presented in this statement. Past performance is not a guarantee of future results. Information used to calculate performance may have been obtained from third party sources and Raymond James cannot guarantee the accuracy of such information.

**Raymond James Bank Deposit Program** - The Raymond James Bank Deposit Program is a multibank cash sweep program that deposits available cash in your brokerage account into interest-bearing deposit accounts at one or more banks. Raymond James Bank Deposit Program balances are insured solely by the Federal Deposit Insurance Corporation (FDIC), subject to FDIC limitations and guidelines, which are explained at [fdic.gov](http://fdic.gov).

The Raymond James Bank Deposit Program rate displayed in the Cash & Cash Alternatives section of your statement is the established rate for the last business day of the reported month. Estimated Annual Income is calculated using this rate and, therefore, is solely an estimated value for the month and may not reflect your actual income.

"Your bank priority state" indicates the corresponding Bank Priority List that applies to your account. "RJBDP participating banks you declined" displays the names of the banks you have designated as ineligible to receive your funds, which results in your funds being directed to the next bank on the Bank Priority List. "Participating banks recently added" displays additional banks that have been added to the program in the last 90 days. You have the right to designate any bank in the program as ineligible to receive your funds by contacting your financial advisor.

More information about the Bank Deposit Program, including the current Bank Priority Lists, is available at [raymondjames.com/rjbdp](http://raymondjames.com/rjbdp).

**Estimated Annual Income and Estimated Income Yield** - The Estimated Annual Income (EAI) and Estimated Income Yield (EIY) provided on this statement are an estimate of the income a security will distribute during the year. These figures should not be confused with actual cash flows, investment yields or investment returns. Actual income or yield may be lower or higher than the estimated amounts. A number of factors may influence the actual income or yield that is received. The amount or frequency of an issuer's dividend may fluctuate or cease, which may cause the income and or yield of the security to fluctuate. EIY reflects only the income generated by an investment. It does not reflect changes in its price, which may fluctuate. EAI and EIY for certain types of securities could include a return of principal or capital gains which could overstate the EAI and EIY. Information used to calculate Estimated Annual Income and or Estimated Income Yield may be obtained from third party sources and Raymond James cannot guarantee the accuracy of such information. Estimated Annual Income and or Estimated Income Yield amounts should not be used as a financial planning tool.



## Understanding Your Statement (continued)

California State Athletic Comm Account No. 56658065

**Pricing** - While sources used for pricing publicly traded securities are considered reliable, the prices displayed on your statement may be based on actual trades, bid/ask information or vendor evaluations. As such, the prices displayed on your statement may or may not reflect actual trade prices you would receive in the current market. Pricing for non-publicly traded securities is obtained from a variety of sources, which may include issuer-provided information. Raymond James does not guarantee the accuracy, reliability, completeness or attainability of this information. Investment decisions should be made only after contacting your financial advisor.

**Standing Withholding Elections** - The term "standing withholding election" refers to a federal or state income tax withholding election made for a Raymond James IRA that is carried over and applied to all future distributions from that IRA unless it is changed or revoked.

If income taxes are being withheld from the IRA payments you are receiving and you do not wish to have taxes withheld, please notify your financial advisor. However, if you elect not to have withholding apply or you do not have enough federal income tax withheld from your IRA payments, you may be responsible for the payment of estimated taxes. You may incur penalties under the estimated tax rules if your withholding and estimated tax payments are not sufficient.

If income taxes are not being withheld from your IRA payments because you elected not to have withholding apply and you now wish to revoke that election and have income taxes withheld, please notify your financial advisor.

**Asset Allocation Analysis** - This analysis is for informational purposes only and is intended to be used as part of a complete portfolio review with your financial advisor. The data provided in the asset allocation analysis is subject to inherent limitations and is not guaranteed to represent actual asset class exposure(s) within your account(s) at the time of calculation. See [raymondjames.com/asset\\_allocation/faq](http://raymondjames.com/asset_allocation/faq) to learn more. Raymond James and Morningstar data are subject to the availability of fund filings as well as internal analysis and may not represent real-time allocations.

The Cash & Cash Alternatives asset class represents cash and money market holdings, as well as cash allocations contained in mutual funds, annuities, and other investment products. For an actual cash value, please refer to the holdings sections of the Client Statement.

Due to rounding, the sum of the broad classes may not exactly match the total assets value.

**Product Interest Rate Risk** - The performance of your investment can be affected by various risks, including without limitation, interest rate risk. The fixed income portion of your investment is particularly sensitive to interest rate risk. Generally, a rise (fall) in interest rates will reduce (increase) the market value of the fixed income portion of your investment. An overview of this and other risks is available at [raymondjames.com](http://raymondjames.com), [finra.org](http://finra.org), [emma.msrb.org](http://emma.msrb.org) and [investinginbonds.com](http://investinginbonds.com).

### Cash & Cash Alternatives

#### Raymond James Bank Deposit Program †

| Description                                     | (Symbol)                | Value               | Est. Income Yield | Est. Annual Income |
|---|-------------------------|---------------------|-------------------|--------------------|
| Raymond James Bank Deposit Program †            | - Selected Sweep Option |                     | 0.02%             | \$41.84            |
| Citibank NA                                     |                         | \$209,239.98        |                   |                    |
| <b>Raymond James Bank Deposit Program Total</b> |                         | <b>\$209,239.98</b> |                   | <b>\$41.84</b>     |

Your bank priority state: CA

† Please see the Raymond James Bank Deposit Program on the Understanding Your Statement page.

|   |                     |                |
|---|---------------------|----------------|
| <b>Cash &amp; Cash Alternatives Total</b> | <b>\$209,239.98</b> | <b>\$41.84</b> |
|---|---------------------|----------------|

### Exchange-Traded Products (ETPs) †

#### Exchange-Traded Funds

| Description                 | (Symbol) | Quantity   | Date Acquired | Unit Cost | Total Cost Basis | Price     | Value          | Est. Income Yield | Est. Annual Income | Gain or (Loss) Pct. | Gain or (Loss) |
|-----------------------------|----------|------------|---------------|-----------|------------------|-----------|----------------|-------------------|--------------------|---------------------|----------------|
| ISHARES TR CORE US AGGBD ET | (AGG)    | 18,046.000 |               | \$105.298 | \$1,900,215.81   | \$110.700 | \$1,997,692.20 | 2.33%             | \$46,612.82        | 5.13%               | \$97,476.39    |
| LOT 1                       |          | 7,684.000  | 10/25/2007    | \$101.130 | \$777,082.92     | \$110.700 | \$850,618.60   | 2.33%             | \$19,847.77        | 9.46%               | \$73,535.88    |
| LOT 2                       |          | 3,062.000  | 10/29/2009    | \$104.530 | \$320,070.86     | \$110.700 | \$338,963.40   | 2.33%             | \$7,909.15         | 5.90%               | \$18,892.54    |
| LOT 3                       |          | 361.000    | 11/01/2010    | \$108.380 | \$39,125.18      | \$110.700 | \$39,962.70    | 2.33%             | \$932.46           | 2.14%               | \$837.52       |
| LOT 4                       |          | 699.000    | 10/31/2011    | \$109.992 | \$76,884.06      | \$110.700 | \$77,379.30    | 2.33%             | \$1,805.52         | 0.64%               | \$495.24       |
| LOT 5                       |          | 240.000    | 03/06/2012    | \$110.590 | \$26,541.60      | \$110.700 | \$26,568.00    | 2.33%             | \$619.92           | 0.10%               | \$26.40        |
| LOT 6                       |          | 169.000    | 09/10/2012    | \$111.797 | \$18,893.66      | \$110.700 | \$18,708.30    | 2.33%             | \$436.53           | (0.98)%             | \$(185.36)     |
| LOT 7                       |          | 818.000    | 04/01/2013    | \$110.540 | \$90,421.56      | \$110.700 | \$90,552.60    | 2.33%             | \$2,112.89         | 0.14%               | \$131.04       |
| LOT 8                       |          | 105.000    | 09/17/2013    | \$105.980 | \$11,127.89      | \$110.700 | \$11,623.50    | 2.33%             | \$271.22           | 4.45%               | \$495.61       |
| LOT 9                       |          | 3,030.000  | 02/17/2015    | \$110.490 | \$334,784.09     | \$110.700 | \$335,421.00   | 2.33%             | \$7,826.49         | 0.19%               | \$638.91       |
| LOT 10                      |          | 1,878.000  | 08/17/2015    | \$109.310 | \$205,283.99     | \$110.700 | \$207,894.60   | 2.33%             | \$4,850.87         | 1.27%               | \$2,610.61     |





## Exchange-Traded Products (ETPs) (continued) \*

### Exchange-Traded Funds (continued)

| Description (Symbol)              | Quantity  | Date Acquired | Unit Cost | Total Cost Basis | Price     | Value        | Est. Income Yield | Est. Annual Income | Gain or (Loss) Pct. | Gain or (Loss) |
|-----------------------------------|-----------|---------------|-----------|------------------|-----------|--------------|-------------------|--------------------|---------------------|----------------|
| ISHARES TR 1-3 YR TR BD ETF (SHY) | 1,550.000 |               | \$84.222  | \$130,543.36     | \$84.860  | \$131,533.00 | 0.60%             | \$788.95           | 0.76%               | \$989.64       |
| LOT 1                             | 92.000    | 11/01/2010    | \$84.440  | \$7,768.48       | \$84.860  | \$7,807.12   | 0.60%             | \$46.83            | 0.50%               | \$38.64        |
| LOT 2                             | 727.000   | 03/07/2011    | \$83.890  | \$60,968.03      | \$84.860  | \$61,693.22  | 0.60%             | \$370.04           | 1.16%               | \$705.19       |
| LOT 3                             | 654.000   | 10/31/2011    | \$84.538  | \$55,288.05      | \$84.860  | \$55,498.44  | 0.60%             | \$332.89           | 0.38%               | \$210.39       |
| LOT 4                             | 77.000    | 03/06/2012    | \$84.400  | \$6,498.80       | \$84.860  | \$6,534.22   | 0.60%             | \$39.19            | 0.55%               | \$35.42        |
| ISHARES TR MSCI EAFE ETF (EFA)    | 5,886.000 |               | \$48.739  | \$286,879.60     | \$58.380  | \$343,624.68 | 2.77%             | \$9,535.32         | 19.78%              | \$56,745.08    |
| LOT 1                             | 157.000   | 10/25/2007    | \$83.250  | \$13,070.25      | \$58.380  | \$9,165.66   | 2.77%             | \$254.34           | (29.87)%            | \$(3,904.59)   |
| LOT 2                             | 339.000   | 07/28/2008    | \$66.834  | \$22,656.56      | \$58.380  | \$19,790.82  | 2.77%             | \$549.18           | (12.65)%            | \$(2,865.74)   |
| LOT 3                             | 2,655.000 | 10/27/2008    | \$38.259  | \$101,576.32     | \$58.380  | \$154,998.90 | 2.77%             | \$4,301.10         | 52.59%              | \$53,422.58    |
| LOT 4                             | 740.000   | 03/16/2009    | \$35.646  | \$26,378.26      | \$58.380  | \$43,201.20  | 2.77%             | \$1,198.80         | 63.78%              | \$16,822.94    |
| LOT 5                             | 277.000   | 11/01/2010    | \$57.120  | \$15,822.24      | \$58.380  | \$16,171.26  | 2.77%             | \$448.74           | 2.21%               | \$349.02       |
| LOT 6                             | 300.000   | 03/06/2012    | \$52.689  | \$15,806.55      | \$58.380  | \$17,514.00  | 2.77%             | \$486.00           | 10.80%              | \$1,707.45     |
| LOT 7                             | 198.000   | 09/10/2012    | \$53.038  | \$10,501.60      | \$58.380  | \$11,559.24  | 2.77%             | \$320.76           | 10.07%              | \$1,057.64     |
| LOT 8                             | 778.000   | 05/07/2014    | \$68.261  | \$53,108.90      | \$58.380  | \$45,419.64  | 2.77%             | \$1,260.36         | (14.48)%            | \$(7,687.26)   |
| LOT 9                             | 442.000   | 11/11/2014    | \$63.260  | \$27,960.92      | \$58.380  | \$25,803.96  | 2.77%             | \$716.04           | (7.71)%             | \$(2,156.96)   |
| ISHARES TR RUS 1000 VAL ETF (IWD) | 2,950.000 | 03/16/2009    | \$39.481  | \$116,467.77     | \$102.370 | \$301,991.50 | 2.46%             | \$7,425.15         | 159.29%             | \$185,523.73   |
| ISHARES TR RUS 1000 GRW ETF (IWF) | 3,075.000 |               | \$33.966  | \$104,446.10     | \$100.800 | \$309,960.00 | 1.39%             | \$4,317.30         | 196.77%             | \$205,513.90   |
| LOT 1                             | 267.000   | 10/27/2008    | \$35.166  | \$9,389.40       | \$100.800 | \$26,913.60  | 1.39%             | \$374.87           | 186.64%             | \$17,524.20    |
| LOT 2                             | 2,808.000 | 03/16/2009    | \$33.852  | \$95,056.70      | \$100.800 | \$283,046.40 | 1.39%             | \$3,942.43         | 197.77%             | \$187,969.70   |
| ISHARES TR RUSSELL 2000 ETF (IWM) | 1,015.000 |               | \$41.240  | \$41,858.87      | \$115.000 | \$116,725.00 | 1.46%             | \$1,701.14         | 178.85%             | \$74,866.13    |

### Exchange-Traded Products (ETPs) (continued) <sup>x</sup>

#### Exchange-Traded Funds (continued)

| Description (Symbol)                           | Quantity  | Date Acquired | Unit Cost | Total Cost Basis | Price     | Value        | Est. Income Yield | Est. Annual Income | Gain or (Loss) Pct. | Gain or (Loss) |
|--|-----------|---------------|-----------|------------------|-----------|--------------|-------------------|--------------------|---------------------|----------------|
| LOT 1  | 230.000   | 10/27/2008    | \$46.500  | \$10,695.00      | \$115.000 | \$26,450.00  | 1.46%             | \$385.48           | 147.31%             | \$15,755.00    |
| LOT 2  | 785.000   | 03/16/2009    | \$39.699  | \$31,163.87      | \$115.000 | \$90,275.00  | 1.46%             | \$1,315.66         | 189.68%             | \$59,111.13    |
| ISHARES TR INTERM CR BD<br>ETF (CIU)           | 3,347.000 | 08/17/2015    | \$108.520 | \$363,216.44     | \$109.860 | \$367,701.42 | 2.47%             | \$9,077.06         | 1.23%               | \$4,484.98     |
| ISHARES TR 1-3 YR CR BD ETF<br>(CSJ)           | 1,244.000 |               | \$104.666 | \$130,204.77     | \$105.500 | \$131,242.00 | 1.29%             | \$1,693.08         | 0.80%               | \$1,037.23     |
| LOT 1  | 82.000    | 11/01/2010    | \$105.130 | \$8,620.66       | \$105.500 | \$8,651.00   | 1.29%             | \$111.59           | 0.35%               | \$30.34        |
| LOT 2  | 580.000   | 03/07/2011    | \$104.665 | \$60,705.87      | \$105.500 | \$61,190.00  | 1.29%             | \$789.32           | 0.80%               | \$484.13       |
| LOT 3  | 134.000   | 10/31/2011    | \$104.626 | \$14,019.82      | \$105.500 | \$14,137.00  | 1.29%             | \$182.36           | 0.84%               | \$117.18       |
| LOT 4  | 346.000   | 11/01/2011    | \$104.458 | \$36,142.30      | \$105.500 | \$36,503.00  | 1.29%             | \$470.87           | 1.00%               | \$360.70       |
| LOT 5  | 102.000   | 03/06/2012    | \$105.060 | \$10,716.12      | \$105.500 | \$10,761.00  | 1.29%             | \$138.81           | 0.42%               | \$44.68        |
| SPDR BARCLAYS CAPITAL<br>HIGH YIELD BOND (JNK) | 6,034.000 |               | \$35.609  | \$214,866.58     | \$35.230  | \$212,577.82 | 6.29%             | \$13,371.34        | (1.07)%             | \$(2,288.76)   |
| LOT 1  | 1,656.000 | 10/27/2008    | \$31.750  | \$52,577.67      | \$35.230  | \$58,340.88  | 6.29%             | \$3,669.53         | 10.96%              | \$5,763.21     |
| LOT 2  | 1,023.000 | 03/16/2009    | \$28.404  | \$29,057.80      | \$35.230  | \$36,040.29  | 6.29%             | \$2,266.87         | 24.03%              | \$6,982.49     |
| LOT 3  | 479.000   | 11/01/2010    | \$40.550  | \$19,423.45      | \$35.230  | \$16,875.17  | 6.29%             | \$1,061.42         | (13.12)%            | \$(2,548.28)   |
| LOT 4  | 250.000   | 09/10/2012    | \$40.217  | \$10,054.35      | \$35.230  | \$8,807.50   | 6.29%             | \$553.98           | (12.40)%            | \$(1,246.85)   |
| LOT 5  | 330.000   | 09/17/2013    | \$39.880  | \$13,160.27      | \$35.230  | \$11,625.90  | 6.29%             | \$731.25           | (11.66)%            | \$(1,534.37)   |
| LOT 6  | 2,296.000 | 02/17/2015    | \$39.457  | \$90,593.04      | \$35.230  | \$80,868.08  | 6.29%             | \$5,087.71         | (10.71)%            | \$(9,704.96)   |
| SPDR SERIES TRUST S&P<br>DIVID ETF (SDY)       | 3,317.000 |               | \$59.383  | \$196,973.00     | \$81.800  | \$271,330.60 | 2.47%             | \$6,690.39         | 37.75%              | \$74,357.60    |
| LOT 1  | 2,558.000 | 03/07/2011    | \$53.458  | \$136,745.06     | \$81.800  | \$209,244.40 | 2.47%             | \$5,159.49         | 53.02%              | \$72,499.34    |
| LOT 2  | 759.000   | 02/17/2015    | \$79.352  | \$60,227.94      | \$81.800  | \$62,086.20  | 2.47%             | \$1,530.90         | 3.09%               | \$1,858.26     |
| SPDR S&P MIDCAP 400 ETF<br>TRUST (MDY)         | 741.000   |               | \$130.785 | \$96,911.67      | \$271.820 | \$201,418.62 | 1.34%             | \$2,700.20         | 107.84%             | \$104,506.95   |



## Exchange-Traded Products (ETPs) (continued) \*

### Exchange-Traded Funds (continued)

| Description (Symbol)  | Quantity   | Date Acquired | Unit Cost | Total Cost Basis      | Price     | Value                 | Est. Income Yield | Est. Annual Income  | Gain or (Loss) Pct. | Gain or (Loss)      |
|---|------------|---------------|-----------|-----------------------|-----------|-----------------------|-------------------|---------------------|---------------------|---------------------|
| LOT 1   | 14.000     | 10/27/2008    | \$90.206  | \$1,262.88            | \$271.820 | \$3,805.48            | 1.34%             | \$51.01             | 201.33%             | \$2,542.60          |
| LOT 2   | 512.000    | 03/16/2009    | \$83.816  | \$42,913.59           | \$271.820 | \$139,171.84          | 1.34%             | \$1,865.68          | 224.31%             | \$96,258.25         |
| LOT 3   | 14.000     | 05/07/2014    | \$245.280 | \$3,433.92            | \$271.820 | \$3,805.48            | 1.34%             | \$51.01             | 10.82%              | \$371.56            |
| LOT 4   | 201.000    | 05/07/2014    | \$245.280 | \$49,301.28           | \$271.820 | \$54,635.82           | 1.34%             | \$732.42            | 10.82%              | \$5,334.54          |
| SPDR SERIES TRUST<br>BARCLAYS CAP INVESTMENT<br>GRADE FLOATING RATE ETF<br>(FLRN) | 10,173.000 |               | \$30.741  | \$312,728.09          | \$30.520  | \$310,479.96          | 0.74%             | \$2,288.93          | (0.72)%             | \$(2,248.13)        |
| LOT 1   | 6,113.000  | 08/26/2013    | \$30.780  | \$188,158.14          | \$30.520  | \$186,568.76          | 0.74%             | \$1,375.43          | (0.84)%             | \$(1,589.38)        |
| LOT 2   | 2,224.000  | 09/17/2013    | \$30.820  | \$68,543.68           | \$30.520  | \$67,876.48           | 0.74%             | \$500.40            | (0.97)%             | \$(667.20)          |
| LOT 3   | 1,836.000  | 02/17/2015    | \$30.515  | \$56,026.27           | \$30.520  | \$56,034.72           | 0.74%             | \$413.10            | 0.02%               | \$8.45              |
| SPDR SERIES TRUST CAP<br>SHORT TERM HIGH YIELD<br>BOND FUND ETF (SJNK)            | 11,631.000 |               | \$30.415  | \$353,759.66          | \$26.720  | \$310,780.32          | 5.58%             | \$17,353.45         | (12.15)%            | \$(42,979.34)       |
| LOT 1   | 4,422.000  | 02/10/2014    | \$30.830  | \$136,328.49          | \$26.720  | \$118,155.84          | 5.58%             | \$6,597.18          | (13.33)%            | \$(18,172.65)       |
| LOT 2   | 361.000    | 04/30/2014    | \$30.958  | \$11,175.78           | \$26.720  | \$9,645.92            | 5.58%             | \$538.58            | (13.69)%            | \$(1,529.86)        |
| LOT 3   | 3,512.000  | 05/07/2014    | \$30.868  | \$108,410.17          | \$26.720  | \$93,840.64           | 5.58%             | \$5,239.55          | (13.44)%            | \$(14,569.53)       |
| LOT 4   | 253.000    | 11/11/2014    | \$29.820  | \$7,544.46            | \$26.720  | \$6,760.16            | 5.58%             | \$377.45            | (10.40)%            | \$(784.30)          |
| LOT 5   | 3,083.000  | 02/17/2015    | \$29.290  | \$90,300.76           | \$26.720  | \$82,377.76           | 5.58%             | \$4,599.53          | (8.77)%             | \$(7,923.00)        |
| <b>Exchange-Traded Funds Total</b>  |            |               |           | <b>\$4,249,071.72</b> |           | <b>\$5,007,057.12</b> | <b>2.47%</b>      | <b>\$123,555.13</b> | <b>17.84%</b>       | <b>\$757,985.40</b> |
| <b>Exchange-Traded Products Total</b>   |            |               |           | <b>\$4,249,071.72</b> |           | <b>\$5,007,057.12</b> | <b>2.47%</b>      | <b>\$123,555.13</b> | <b>17.84%</b>       | <b>\$757,985.40</b> |

\* Please see the Exchange-Traded Products on the Understanding Your Statement page.

## Activity Summary

| Income                              |                   |                    | Expenses       |                |              |
|-------------------------------------|-------------------|--------------------|----------------|----------------|--------------|
| Type                                | This Statement    | Year to Date       | Type           | This Statement | Year to Date |
| Dividends                           | \$7,442.77        | \$35,978.35        | Fees           | \$0.00         | \$(9,319.08) |
| Dividends/Interest - 2015           | \$0.00            | \$3,552.91         | Total Expenses | \$0.00         | \$(9,319.08) |
| Interest at RJ Bank Deposit Program | \$4.18            | \$53.51            |                |                |              |
| <b>Total Income</b>                 | <b>\$7,446.95</b> | <b>\$39,584.77</b> |                |                |              |

## Activity Detail

| Date       | Activity Category | Activity Type                       | Description (Symbol or CUSIP)  | Quantity | Price | Amount     | Cash Balance | Additional Detail                       |
|------------|-------------------|-------------------------------------|--|----------|-------|------------|--------------|---|
|            |                   |                                     | <b>Beginning Balance</b>   |          |       |            | \$201,793.03 |   |
| 05/03/2016 | Income            | Interest at RJ Bank Deposit Program | Raymond James Bank Deposit Program                                       |          |       | \$0.88     | \$201,793.91 |   |
| 05/06/2016 | Income            | Dividend                            | ISHARES TR 1-3 YR CR BD ETF (CSJ)  |          |       | \$160.87   | \$201,954.78 | \$1.2932 per share x 1,244.000 shares   |
| 05/06/2016 | Income            | Dividend                            | ISHARES TR 1-3 YR TR BD ETF (SHY)  |          |       | \$76.01    | \$202,030.79 | \$0.4904 per share x 1,550.000 shares   |
| 05/06/2016 | Income            | Dividend                            | ISHARES TR INTERM CR BD ETF (CIU)  |          |       | \$749.93   | \$202,780.72 | \$2.2406 per share x 3,347.000 shares   |
| 05/06/2016 | Income            | Dividend                            | ISHARES TR CORE US AGGBD ET (AGG)  |          |       | \$3,702.86 | \$206,483.58 | \$2.0519 per share x 18,046.000 shares  |
| 05/10/2016 | Income            | Dividend                            | SPDR SERIES TRUST CAP SHORT TERM HIGH YIELD BOND FUND ETF (SJNK)         |          |       | \$1,413.63 | \$207,897.21 | \$1.12154 per share x 11,631.000 shares |
| 05/10/2016 | Income            | Dividend                            | SPDR SERIES TRUST BARCLAYS CAP INVESTMENT GRADE FLOATING RATE ETF (FLRN) |          |       | \$246.59   | \$208,143.80 | \$0.02424 per share x 10,173.000 shares |
| 05/10/2016 | Income            | Dividend                            | SPDR BARCLAYS CAPITAL HIGH YIELD BOND (JNK)                              |          |       | \$1,092.88 | \$209,236.68 | \$1.18112 per share x 6,034.000 shares  |



## Activity Detail (continued)

| Date       | Activity Category | Activity Type                       | Description (Symbol or CUSIP)      | Quantity | Price | Amount | Cash Balance | Additional Detail |
|------------|-------------------|-------------------------------------|------------------------------------|----------|-------|--------|--------------|-------------------|
| 05/31/2016 | Income            | Interest at RJ Bank Deposit Program | Raymond James Bank Deposit Program |          |       | \$3.30 | \$209,239.98 |                   |

## Cash Sweep Activity Recap

### RJ Bank Deposit Program


| Date       | Activity Type                       | Amount     | Balance      | Date       | Activity Type                       | Amount     | Balance      |
|------------|-------------------------------------|------------|--------------|------------|-------------------------------------|------------|--------------|
| 04/29/2016 | Beginning Balance                   |            | \$201,793.03 |            |                                     |            |              |
| 05/03/2016 | Interest at RJ Bank Deposit Program | \$0.88     | \$201,793.91 | 05/10/2016 | Transfer To                         | \$2,753.10 | \$209,236.68 |
| 05/06/2016 | Transfer To                         | \$4,689.67 | \$206,483.58 | 05/31/2016 | Interest at RJ Bank Deposit Program | \$3.30     | \$209,239.98 |

**Report on Pending and  
Proposed Regulations  
& Legislation**

July 12, 2016

**Definitions, Prohibited Substances and Methods, Therapeutic Use Exemptions, Transgender Athletes**

OAL File Number: Z-2015-0728-04



**STATUS:** The final rulemaking package has been approved by DCA and Agency. This package is now pending Dept. of Finance approval. Once DOF has approved this package, Commission staff will file the final package for approval to OAL.

**Examination of Boxer Applicants and Neurological Assessment**

OAL File Number: \_\_\_\_\_



**STATUS:** The proposed language was voted on and approved by the Commissioners on 2/2/16. Per DCA policy, on 2/24/16, the AEO submitted a preliminary package which included the Initial Statement of Reasons, the Notice and Proposed Language to the Commission's Legal Counsel for review and approval to publish with OAL. This is still pending Legal Counsel's review.

July 12, 2016

**Payment to Contestants**

OAL File Number: \_\_\_\_\_

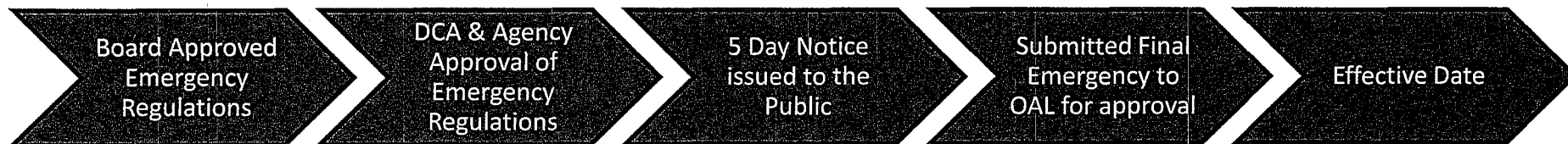


11/17/15

**STATUS:** The proposed language was voted on and approved by the Commissioners on November 17, 2015. Per DCA policy, on February 24, 2016, the AEO submitted a preliminary package which included the Initial Statement of Reasons, the Notice and Proposed Language to the Commission's Legal Counsel for review and approval to publish with OAL. This is still pending Legal Counsel's review.

**Headgear - EMERGENCY**

OAL File Number: 2016-0411-05E



2/2/16

3/29/16

3/30/16

4/11/16

4/21/16

**STATUS: COMPLETED**



July 12, 2016

**Weighing Time, Time for Physical Examinations, and Dehydration and Rehydration - EMERGENCY**

OAL File Number: 2016-0608-02



**STATUS: COMPLETED**

**Headgear**

OAL File Number: \_\_\_\_\_



**STATUS: Commissioners will review language at the 7/12/16 meeting.**

July 12, 2016

**Weighing Time, Time for Physical Examinations, and Dehydration and Rehydration**

OAL File Number: \_\_\_\_\_



2/2/16

**STATUS:** Staff and Legal Counsel are working on the Notice, Initial Statement of Reasons and Fiscal Impact Statement. Targeted date to publish is 7/15/16.

**Status Update of  
Delegated Entities**



June 28, 2016

To: California State Athletic Commission From: California Amateur Mixed Martial Arts Organization, Inc. ("CAMO")

Re: CAMO UPDATE / DOCUMENT REQUEST

Below and attached please find a CAMO update and report in anticipation of the CSAC meeting scheduled for July 12, 2016 in Los Angeles, CA:

**1. CAMO MINIMUM WEIGHT STANDARDS: UPDATE**

Starting in 2016, CAMO implemented the new Minimum Weight standard in California that involves testing the body fat of each contestant in order to determine the minimum weight at which the fighter may compete. The process, as previously presented to the Commission, involves performing a body fat test at the event, which is the key variable in the equation to determine the Minimum Weight. The current method involves an inspector using a digital skin caliper to measure the body fat of the contestant.

CAMO has now abandoned the use of the skin caliper as it proved to be too time consuming and involved too much user error. Therefore, CAMO has researched digital scales that are able to report body fat percentages in the price range of \$900. CAMO intends to purchase a sample scale to test reliability before purchasing a quantity

**2. CAMO SAFETY AND SUSPENSION REPORT:**

There have been no injuries of a heightened concern for the commission to review since the last CSAC meeting and report April 25, 2016.

**3. FINANCIAL REPORT:**



CAMO tax returns were extended due to the case load of our accounting firm and are filed. CSAC was provided with a copy, as usual.

#### **4. WEIGH-IN TIMES:**

There has been much discussion with weigh-in time in California and throughout industry. It appears that California and Nevada are both moving towards advanced weigh-ins allowing athletes more time to rehydrate. CAMO has always used same-day weigh-ins as a method to discourage weight cutting. Given the industry movement towards advanced weigh-ins CAMO would like to inquire about CSAC's position towards amateur weigh-ins. In general, CAMO has not experienced hydration-related problems but understands there is a need to develop athletes and prepare them for a professional career. We look forward to discussing this in the future.

#### **5. FEMALE STATE CHAMPIONSHIP:**

CAMO is pleased to announce that we have the first ever female state championship on July 2, 2016 in Santa Ana, CA. Historically, there have not been enough female athletes to coordinate a state championship. Although the number of female athletes is few, it is growing. We believe coordinating the state title for females will help foster more growth and add structure to the female program.

In closing, the summer season is off to a great start. We renew our resolve to continue working with CSAC and Executive Office Andy Foster to explore solutions to maximize fighter safety. Thank you for your continued support.

Sincerely, JT Steele

California Amateur Mixed Martial Arts Organization, Inc.

June 29, 2016

Andy Foster, Executive Officer  
California State Athletic Commission  
2005 Evergreen St., Suite 2010  
Sacramento, CA 95815

Dear Mr. Foster,

Thank you for granting USA Boxing the authority to conduct Olympic boxing programs throughout California. We are honored to serve 4,055 members within the four (4) California Local Boxing Committees. Of that total, 3,047 are participating athletes and 1,008 are the coaches and officials that train and mentor these young people on a daily basis. These boxing programs are carried out within 223 USA Boxing registered clubs and gyms in California.

During the second quarter (April 1, 2016 through June 29, 2016) USA Boxing sanctioned 52 boxing events with nearly 800 bouts boxing completed. There were no injuries reported during competition and ambulances were on site for all events. Athletes are required to have sports physicals prior to training in the gym with medical clearance noted in their passbooks.

On a very exciting note, the United States Olympic Committee has submitted Los Angeles as a Bid City to host the 2024 Summer Olympic Games. It remains one of three cities under consideration. We are very hopeful and encouraged that Los Angeles will be named the Host City in the Fall of 2017 and are ready to work with the State of California to ensure the L.A. Games are the most successful in Olympic history.

Sanctioned events within California are constantly updated and posted on the USA Boxing website ([www.usaboxing.org](http://www.usaboxing.org)) and the Matchtracker system which records athlete bout records is online and available to all Commission members. I am readily available to you and Commissioners and welcome contact regarding questions, comments and concerns most any time.

Sincerely,

Michael S. Martino  
Executive Director



United States Fight League  
P.O. Box 451  
Lake Forest, CA 92630  
[www.fightleague.org](http://www.fightleague.org)  
949 813-1041

June 29, 2016

Andy Foster, Executive Officer  
California State Athletic Commission  
2005 Evergreen Street, Suite 2010  
Sacramento, CA 95815

Subj; USFL Activity report (2016)  
As of 6/29/2016

2016 Events:

2/13/2016 – All American Fight League, San Bernardino CA  
14 Youth Bouts  
2 Minor Injuries – Two elbow strain's from arm bar (age 14 and age 17)  
0 Suspensions

4/02/2016 – Spar Star, Inglewood CA  
10 Youth Bouts  
1 Minor Injury – Knee, unknown cause (age 14)  
0 Suspensions

4/16/2016 – Titans Cage, Sacramento CA  
4 Youth Bouts  
0 Injuries  
0 Suspensions

5/14/2016 – All American Fight League, San Bernardino CA  
14 Youth Bouts  
0 Injuries  
0 Suspensions  
1 bout reviewed and overturned as no contest due to illegal technique.

Upcoming events:

July 17, 2016 – Summerfist IV – Orange County, CA

Aug 6, 2016 – All American Fight League, San Bernardino, CA

Aug 13, 2016 – The Titans Cage, Sacramento, CA

Aug (tba), 2016 – Spar Star, Torrance, CA

Oct 29, 2016 – The Titans Cage, Sacramento, CA

2016 Licensees as of 6/29/2016:

82 athletes

61 coaches

R/S

Jon Frank, President

United States Fight League



**IKF CALIFORNIA**  
**JANUARY 1, 2016 TO JUNE 30th, 2016**

Through the first 6 months of 2016 IKF California has sanctioned/regulated a total of 30 Amateur Muay Thai / Kickboxing events. During this same time last year (2015) the IKF sanctioned/regulated 26 events, so the growth of Amateur Muay Thai & Kickboxing has continued each year since the IKF started sanctioning/regulating Amateur events in March of 2014.

Of these, 21 have been actual events where athletes have fought to win in bouts of 3 to 5 rounds. The other remaining 9 events have been "In Gym Training Events". These events continue to be popular in creating an exceptional starting point for beginner and intermediate athletes seeking experience in the sport as well as a great training environment for new officials.

Here are the dates and locations of these 30 events. For more detailed information on all of these events and other IKF California Sanctioned / Regulated events please go to: <http://www.ikfkickboxing.com/IKFCAPASTEVENTS.htm>

**JANUARY 2016 - 4 EVENTS**

1. January 23-24th, 2016 - Los Angeles, California: Athlon Challenge "WAKO West Coast Regional"
2. January 29th, 2016 - Temecula, California: Pechanga Resort Casino's "Lion Fight 27"
3. January 30th, 2016 - Elk Grove, California: Elk Grove Muay Thai - "IKF In Gym Training Event"
4. January 30th, 2016 - Anaheim, California: Master Shawn Shilati's "IFS 20" - Database Link Coming Soon.

**FEBRUARY 2016 - 5 EVENTS**

1. February 6th, 2016 - Richmond, CA: Anouphab Mud Muay Thai's AMM Challenge 5 "IKF In Gym Training Event"
2. February 13th, 2016 - Petaluma, California: Pro-Faction's "Bay Area Challenge XII Muay Thai Series"
3. February 21st, 2016 - Montebello, California: Sunpanich Promotions' "The Tournament To Bangkok"
4. February 27th, 2016 - Oakland, California: Pacific Ring Sports' "IKF In Gym Training Event"
5. February 27th, 2016 - Anaheim, California: Faith Venus Amsterdam Promotion's "MUAY THAI ULTIMATE"

**MARCH 2016 - 5 EVENTS**

1. March 5th, 2016 - Stockton, California: Sparring Matches From VALOR - "IKF In Gym Training Event"
2. March 11th, 2016 - Studio City, California: Defiant Promotions "MUAY THAI FIGHTING"
3. March 19th, 2016 - Elk Grove, California: 8 Limbs Fight Promotions' "Muay Thai Global 9"
4. March 19th, 2016 - Inglewood, California: Dennis Warner's CALI 14 - "HEAVY HITTERS"
5. March 26th, 2016 - Concord, California: Combat Fitness' - "IKF In Gym Training Event"

**APRIL 2016 - 5 EVENTS**

1. April 9th, 2016 - Richmond, California: Anouphab Mud Muay Thai's - "IKF In Gym Training Event"
2. April 16th, 2016 - Fontana, California: Double Dose Muay Thai's "Songkran 2016"
3. April 17th, 2016 - Fresno, California: PAK Fight Promotions' "PAK 16 - Stand Up And Fight!"
4. April 23rd, 2016 - Inglewood, California: Dennis Warner's CALI 15 - "Girls Night Out!"
5. April 30th, 2016 - Union City, California: REASON 2 ELEVATE's "REASON 4 BATTLE I"

**MAY 2016 - 6 EVENTS**

1. May 7th, 2016 - Stockton, California: VALOR Fight Promotions' - "IKF In Gym Training Event"
2. May 13th, 2016 - Ontario, California: Glory World Series' "Glory 30"
3. May 14th, 2016 - Riverside, California: Joey Pagliuso's "Fight Night At USKO Riverside"
4. May 21st, 2016 - Anaheim, California: Master Shawn Shilati's "IFS 21"
5. May 21st, 2016 - San Francisco, California: Dennis Warner & World Team USA's "LEGENDS"
6. May 27th, 2016 - Studio City, California: Defiant Promotions' "MUAY THAI FIGHTING"

**JUNE 2016 - 5 EVENTS**

1. June 4th, 2016 - Azusa, California: Walter Michalowski - "IKF In Gym Training Event"
2. June 11th, 2016 - Lancaster, California: FVA Promotions & 8 Limbs Fight Promotions' "Muay Thai California"
3. June 19th, 2016 - Montebello, California: Sunpanich Promotions "The Tournament To Bangkok 2"
4. June 25th, 2016 - Oakland, California: Pacific Ring Sports "In House Sparring - IKF In Gym Training Event"
5. June 26th, 2016 - Benicia, California: Pro-Faction "Bay Area Challenge VIII Muay Thai Series"

[www.IKFKickboxing.com/California.htm](http://www.IKFKickboxing.com/California.htm)

IKF CALIFORNIA: P.O. Box 1205, Newcastle, California , 95658, Office: (916) 663-2467 - FAX: (916) 663-4510

**Upcoming Event  
Schedule**



DEPARTMENT OF CONSUMER AFFAIRS  
BUSINESS, CONSUMER SERVICES, AND HOUSING AGENCY • GOVERNOR EDMUND G. BROWN JR.

**CALIFORNIA STATE ATHLETIC COMMISSION**  
2005 Evergreen Street, Suite 2010 | Sacramento, CA 95815  
Phone: (916) 263-2195 | Fax: (916) 263-2197  
Website: [www.dca.ca.gov/csac](http://www.dca.ca.gov/csac) | Email: [csac@dca.ca.gov](mailto:csac@dca.ca.gov)



| EVENT NUMBER | EVENT DATE&TIME                     | WEIGH-IN INFORMATION                | EVENT VENUE  | PROMOTER                    | TYPE OF EVENT            | TV           | CSAC CONTACT |
|--------------|-------------------------------------|-------------------------------------|--|-----------------------------|--------------------------|--------------|--------------|
| 2393         | 7/1/2016<br>Time: 5:00PM            | 6/30/2016<br>Time: 11:00AM          | BELASCO THEATER<br>1050 South Hill Street<br>Los Angeles, CA 90015                 | Golden Boy                  | BOXING                   | Estrella TV  | Lee          |
| 2449         | 7/2/2016<br>Time: 7:00PM            | 7/1/2016<br>Time: 5:00PM            | BICYCLE HOTEL AND CASINO<br>888 Bicycle Casino Drive<br>Bell Gardens, CA 90201     | Dennis Warner               | MUAY THAI/<br>KICKBOXING |              | Alma         |
| 2455         | 7/8/2016<br>Time: 7:00PM            | 7/7/2016<br>Time: 12:00PM           | QUIET CANNON<br>901 Via San Clemente<br>Montebello, CA 90640                       | All Star                    | BOXING                   |              | Derek        |
| 2434         | 7/9/2016<br>Time: 6:00PM            | 7/8/2016<br>Time: TBA               | SAN MATEO EVENT CENTER 2495<br>S. Delaware Street San Mateo,<br>CA 94403           | ALA Sports<br>Promotions    | BOXING                   |              | Heather      |
| 2439         | 7/9/2016<br>Time: 6:00PM            | 7/8/2016<br>Time: 2:00PM            | CACHE CREEK RESORT & CASINO<br>14455 California 16<br>Brooks, CA 95606             | Paco Presents               | BOXING                   |              | Lee          |
| 2445         | 7/9/2016<br>Time: TBA               | 7/8/2016<br>Time: TBA               | TACHI PALACE HOTEL AND CASINO<br>17225 Jersey Avenue<br>Lemoore, CA 93245          | Top Rank, Inc.              | BOXING                   | UNIMAS       | Alma         |
| 2441         | 7/12/2016<br>Time: TBA              | 7/11/2016<br>Time: TBA              | ROBINSON RANCHERIA RESORT &<br>CASINO<br>1545 State Hwy 20<br>Upper Lake, CA 95485 | TGB Promotions              | BOXING                   | FOX SPORTS 1 | Heather      |
| 2389         | 7/15/2016<br>Time: TBA              | 7/14/2016<br>Time: 11:00AM          | FANTASY SPRINGS CASINO<br>84-245 Indio Springs Pkwy.<br>Indio, CA 92201            | Golden Boy                  | BOXING                   | Estrella TV  | Lee          |
| 2456         | CANCELLED<br>7/16/2016<br>Time: TBA | CANCELLED<br>7/15/2016<br>Time: TBA | CANCELLED<br>STUB HUB CENTER<br>18400 Avalon Blvd.<br>Carson, CA 90746             | CANCELLED<br>TGB Promotions | BOXING                   | Showtime     | Heather      |
| 2423         | 7/16/2016<br>Time: 6:00PM           | 7/15/2016<br>Time: TBA              | PIONEER EVENT CENTER<br>45000 Valley Central Way<br>Lancaster, CA 93536            | Top Rank, Inc.              | BOXING                   | UNIMAS       | Alma         |



DEPARTMENT OF CONSUMER AFFAIRS  
 BUSINESS, CONSUMER SERVICES, AND HOUSING AGENCY - GOVERNOR EDMUND G. BROWN JR.

**CALIFORNIA STATE ATHLETIC COMMISSION**  
 2005 Evergreen Street, Suite 2010 | Sacramento, CA 95815  
 Phone: (916) 263-2195 | Fax: (916) 263-2197  
 Website: [www.dca.ca.gov/csac](http://www.dca.ca.gov/csac) | Email: [csac@dca.ca.gov](mailto:csac@dca.ca.gov)



| EVENT NUMBER | EVENT DATE&TIME           | WEIGH-IN INFORMATION       | EVENT VENUE   | PROMOTER                | TYPE OF EVENT | TV                 | CSAC CONTACT |
|--------------|---------------------------|----------------------------|---|-------------------------|---------------|--------------------|--------------|
| 2275         | 7/29/2016<br>Time: 7:45PM | 7/28/2016<br>Time: 12:00PM | DOUBLETREE HOTEL - ONTARIO<br>222 North Vineyard Avenue<br>Ontario, CA 91764      | Thompson Boxing         | BOXING        |                    | Derek        |
| 2473         | 7/30/2016<br>Time: 5:00PM | 7/29/2016<br>Time: 4:00PM  | SAN BERNARDINO COUNTY<br>FAIRGROUNDS<br>14800 7th Street<br>Victorville, CA 92395 | California Fight League | MMA           |                    | Alma         |
| 2466         | 7/30/2016<br>Time: TBA    | 7/29/2016<br>Time: 11:00AM | FANTASY SPRINGS CASINO<br>84-245 Indio Springs Pkwy.<br>Indio, CA 92201           | Golden Boy              | BOXING        | HBO Latino         | Lee          |
| 2462         | 8/4/2016<br>Time: 7:00PM  | 8/3/2016<br>Time: 4:00PM   | TACHI PALACE HOTEL AND CASINO<br>17225 Jersey Avenue<br>Lemoore, CA 93245         | Richard Goodman         | MMA           | UFC Fight Pass     | Derek        |
| 2450         | 8/5/2016<br>Time: 7:00PM  | 8/4/2016<br>Time: 4:00PM   | PECHANGA RESORT & CASINO<br>45000 Pechanga Parkway<br>Temecula, CA 92592          | Ringside Ticket Inc.    | BOXING        | CBS Sports Network | Alma         |
| 2394         | 8/5/2016<br>Time: 5:00PM  | 8/4/2016<br>Time: 11:00AM  | BELASCO THEATER<br>1050 South Hill Street<br>Los Angeles, CA 90015                | Golden Boy              | BOXING        | Estrella TV        | Lee          |
| 2460         | 8/6/2016<br>Time: 3:00PM  | 8/5/2016<br>Time: TBA      | ORACLE ARENA<br>7000 Coliseum Way<br>Oakland, CA 94621                            | Roc Nation              | BOXING        | HBO                | Heather      |
| 2397         | 8/19/2016<br>Time: 5:00PM | 8/18/2016<br>Time: 11:00AM | BELASCO THEATER<br>1050 South Hill Street<br>Los Angeles, CA 90015                | Golden Boy              | BOXING        | Estrella TV        | Lee          |
| 2465         | 8/19/2016<br>Time: TBA    | 8/18/2016<br>Time: 3:00PM  | VISALIA CONVENTION CENTER<br>303 East Acequia Avenue<br>Visalia, CA 93291         | RFA                     | MMA           | AXS                | Alma         |
| 2341         | 8/20/2016<br>Time: TBA    | 8/19/2016<br>Time: 2:30PM  | KEZAR PAVILION<br>755 Stanyan Street<br>San Francisco, CA 94117                   | Dragon House            | MMA           |                    | Derek        |



DEPARTMENT OF CONSUMER AFFAIRS  
 BUSINESS, CONSUMER SERVICES, AND HOUSING AGENCY - GOVERNOR EDMUND G. BROWN JR.  
**CALIFORNIA STATE ATHLETIC COMMISSION**  
 2005 Evergreen Street, Suite 2010 | Sacramento, CA 95815  
 Phone: (916) 263-2195 | Fax: (916) 263-2197  
 Website: [www.dca.ca.gov/csac](http://www.dca.ca.gov/csac) | Email: [csac@dca.ca.gov](mailto:csac@dca.ca.gov)



| EVENT NUMBER | EVENT DATE&TIME           | WEIGH-IN INFORMATION       | EVENT VENUE   | PROMOTER                     | TYPE OF EVENT            | TV          | CSAC CONTACT |
|--------------|---------------------------|----------------------------|---|------------------------------|--------------------------|-------------|--------------|
| 2430         | 8/20/2016<br>Time: 4:00PM | 8/19/2016<br>Time: 3:00PM  | THE PHOENIX CLUB<br>1340 S. Sanderson Avenue<br>Anaheim, CA 92806                   | 8 Limbs Fight<br>Promotion   | MUAY THAI/<br>KICKBOXING |             | Lee          |
| 2257         | 8/25/2016<br>Time: 7:30PM | 8/24/2016<br>Time: 3:00PM  | THE HANGER - OC FAIRGROUNDS<br>88 Fair Drive<br>Costa Mesa, CA 92626                | Roy Englebrect<br>Promotions | BOXING/<br>MMA           |             | Alma         |
| 2469         | 8/26/2016<br>Time: 6:30PM | 8/25/2016<br>Time: TBA     | BUSINESS EXPO CENTER<br>1960 S. Anaheim Way<br>Anaheim, CA 92805                    | Tru-Form<br>Entertainment    | MMA                      |             | Derek        |
| 2277         | 8/26/2016<br>Time: 7:45PM | 8/25/2016<br>Time: 12:00PM | OMEGA PRODUCTS INTERNATIONAL<br>1681 California Avenue<br>Corona, CA 92881          | Thompson Boxing              | BOXING                   |             | Anna         |
| 2421         | 8/26/2016<br>Time: TBA    | 8/25/2016<br>Time: 3:00PM  | DOUBLE TREE BY HILTON<br>2001 Point W Way<br>Sacramento, CA 95815                   | Uppercut<br>Promotions       | BOXING                   |             | Lee          |
| 2398         | 9/2/2016<br>Time: 5:00PM  | 9/1/2016<br>Time: 11:00AM  | BELASCO THEATER<br>1050 South Hill Street<br>Los Angeles, CA 90015                  | Golden Boy                   | BOXING                   | Estrella TV | Lee          |
| 2470         | 9/10/2016<br>Time: 4:30PM | 9/9/2016<br>Time: 12:00PM  | THE FORUM<br>3900 West Manchester Blvd<br>Inglewood, CA 90305                       | K2 Promotions                | BOXING                   | HBO         | Heather      |
| 2458         | 9/10/2016<br>Time: TBA    | 9/9/2016<br>Time: TBA      | TACHI PALACE HOTEL AND CASINO<br>17225 Jersey Avenue<br>Lemoore, CA 93245           | Top Rank, Inc.               | BOXING                   | UNIMAS      | Alma         |
| 2474         | 9/18/2016<br>Time: 5:00PM | 9/17/2016<br>Time: TBA     | CITIZEN'S BUSINESS BANK ARENA<br>4000 E Ontario Center Parkway<br>Ontario, CA 91764 | King Of The Cage             | MMA                      |             | Lee          |
| 2279         | 9/23/2016<br>Time: 7:45PM | 9/22/2016<br>Time: 12:00PM | DOUBLETREE HOTEL - ONTARIO<br>222 North Vineyard Avenue<br>Ontario, CA 91764        | Thompson Boxing              | BOXING                   |             | Anna         |



DEPARTMENT OF CONSUMER AFFAIRS  
 BUSINESS, CONSUMER SERVICES, AND HOUSING AGENCY - GOVERNOR EDMUND G. BROWN JR.  
**CALIFORNIA STATE ATHLETIC COMMISSION**  
 2005 Evergreen Street, Suite 2010 | Sacramento, CA 95815  
 Phone: (916) 263-2195 | Fax: (916) 263-2197  
 Website: [www.dca.ca.gov/csac](http://www.dca.ca.gov/csac) | Email: [csac@dca.ca.gov](mailto:csac@dca.ca.gov)



| EVENT NUMBER | EVENT DATE&TIME            | WEIGH-IN INFORMATION        | EVENT VENUE  | PROMOTER                   | TYPE OF EVENT        | TV          | CSAC CONTACT |
|--------------|----------------------------|-----------------------------|--|----------------------------|----------------------|-------------|--------------|
| 2437         | 9/24/2016<br>Time: TBA     | 9/23/2016<br>Time: TBA      | STUB HUB CENTER<br>18400 Avalon Blvd.<br>Carson, CA 90746                    | ALA Sports Promotions      | BOXING               |             |              |
| 2379         | 9/30/2016<br>Time: TBA     | 9/29/2016<br>Time: 11:00AM  | FANTASY SPRINGS CASINO<br>84-245 Indio Springs Pkwy.<br>Indio, CA 92201      | Golden Boy                 | BOXING               | Estrella TV | Lee          |
| 2401         | 10/7/2016<br>Time: 5:00PM  | 10/6/2016<br>Time: 11:00AM  | BELASCO THEATER<br>1050 South Hill Street<br>Los Angeles, CA 90015           | Golden Boy                 | BOXING               | Estrella TV | Lee          |
| 2259         | 10/13/2016<br>Time: 7:30PM | 10/12/2016<br>Time: 3:00PM  | THE HANGER - OC FAIRGROUNDS<br>88 Fair Drive<br>Costa Mesa, CA 92626         | Roy Englebrecht Promotions | BOXING/<br>MMA       |             | Alma         |
| 2281         | 10/21/2016<br>Time: 7:45PM | 10/20/2016<br>Time: 12:00PM | DOUBLETREE HOTEL - ONTARIO<br>222 North Vineyard Avenue<br>Ontario, CA 91764 | Thompson Boxing            | BOXING               |             | Anna         |
| 2402         | 10/21/2016<br>Time: 5:00PM | 10/20/2016<br>Time: 11:00AM | BELASCO THEATER<br>1050 South Hill Street<br>Los Angeles, CA 90015           | Golden Boy                 | BOXING               | Estrella TV | Lee          |
| 2405         | 11/4/2016<br>Time: 5:00PM  | 11/3/2016<br>Time: 11:00AM  | BELASCO THEATER<br>1050 South Hill Street<br>Los Angeles, CA 90015           | Golden Boy                 | BOXING               | Estrella TV | Lee          |
| 2433         | 11/12/2016<br>Time: 4:00PM | 11/11/2016<br>Time: 5:00PM  | RED LION HOTEL<br>500 Leisure Lane<br>Sacramento, CA 95815                   | 8 Limbs Fight Promotion    | BOXING/<br>MUAY THAI |             | Alma         |
| 2386         | 11/18/2016<br>Time: TBA    | 11/17/2016<br>Time: 1:00PM  | FANTASY SPRINGS CASINO<br>84-245 Indio Springs Pkwy.<br>Indio, CA 92201      | Golden Boy                 | BOXING               |             | Lee          |
| 2291         | 11/18/2016<br>Time: 7:45PM | 11/17/2016<br>Time: 12:00PM | DOUBLETREE HOTEL - ONTARIO<br>222 North Vineyard Avenue<br>Ontario, CA 91764 | Thompson Boxing            | BOXING               |             | Anna         |



DEPARTMENT OF CONSUMER AFFAIRS  
 BUSINESS, CONSUMER SERVICES, AND HOUSING AGENCY • GOVERNOR EDMUND G. BROWN JR.  
**CALIFORNIA STATE ATHLETIC COMMISSION**  
 2005 Evergreen Street, Suite 2010 | Sacramento, CA 95815  
 Phone: (916) 263-2195 | Fax: (916) 263-2197  
 Website: [www.dca.ca.gov/csac](http://www.dca.ca.gov/csac) | Email: [csac@dca.ca.gov](mailto:csac@dca.ca.gov)



| EVENT NUMBER | EVENT DATE&TIME            | WEIGH-IN INFORMATION        | EVENT VENUE  | PROMOTER                      | TYPE OF EVENT  | TV          | CSAC CONTACT |
|--------------|----------------------------|-----------------------------|--|-------------------------------|----------------|-------------|--------------|
| 2406         | 12/2/2016<br>Time: 5:00PM  | 12/1/2016<br>Time: 11:00AM  | BELASCO THEATER<br>1050 South Hill Street<br>Los Angeles, CA 90015   | Golden Boy                    | BOXING         | Estrella TV | Lee          |
| 2261         | 12/8/2016<br>Time: 7:30PM  | 12/7/2016<br>Time: 3:00PM   | THE HANGER - OC FAIRGROUNDS<br>88 Fair Drive<br>Costa Mesa, CA 92626 | Roy Englebrecht<br>Promotions | BOXING/<br>MMA |             | Alma         |
| 2409         | 12/16/2016<br>Time: 5:00PM | 12/15/2016<br>Time: 11:00AM | BELASCO THEATER<br>1050 South Hill Street<br>Los Angeles, CA 90015   | Golden Boy                    | BOXING         | Estrella TV | Lee          |



# 28<sup>th</sup> Annual Association of Boxing Commissions Conference Agenda July 30-August 3, 2016 Las Vegas, NV

Date: 6.7.16

## Saturday, July 30, 2016

| <i>Start Time:</i> | <i>End Time:</i> | <i>Session</i>                                | <i>Location:</i> |
|--------------------|------------------|---|------------------|
| 8:30 AM            | 9:00 AM          | Officials Registration                        | Foyer, 2nd Floor |
| 9:00 AM            | 4:30 PM          | Boxing Official Judge Training – Duane Ford   | Ballroom 2       |
| 9:00 AM            | 4:30 PM          | MMA Official Referee Training – John McCarthy | Ballroom 3       |

## Sunday, July 31, 2016

| <i>Start Time:</i> | <i>End Time:</i> | <i>Session</i>                              | <i>Location:</i>         |
|--------------------|------------------|---|--------------------------|
| 8:30 AM            | 9:00 AM          | Officials Registration                      | Foyer, 2nd Floor         |
| 9:00 AM            | 4:30 PM          | Boxing Official Referee Training – Jay Nady | Ballroom 2               |
| 9:00 AM            | 4:30 PM          | MMA Official Judge Training – John McCarthy | Ballroom 3               |
| 6:00 PM            | 7:30 PM          | Welcome & Personality Improvement Reception | Ballroom 4 or Plaza Area |

## Monday, August 1, 2016

| <i>Start Time:</i> | <i>End Time:</i> | <i>Session</i>   | <i>Location:</i> |
|--------------------|------------------|--|------------------|
| 7:45 AM            | 6:00PM +         | <b>ABC/COMMAND Certification Training by Big John McCarthy</b> | Ballroom 5       |
| 7:45 AM            | 8:30 AM          | Registration   | Foyer, 2nd Floor |
| 8:30 AM            | 8:45 AM          | Welcome Remarks by President Michael Mazzulli                  | Ballroom 2 & 3   |
| 8:45 AM            | 9:00 AM          | Introduction of Members  | Ballroom 2 & 3   |
| 9:00 AM            | 9:10 AM          | Welcome by the Nevada State Athletic Commission                | Ballroom 2 & 3   |
| 9:10 AM            | 9:30AM           | Welcome by Vegas former Mayor Oscar Goodman                    | Ballroom 2 & 3   |
| 9:30 AM            | 9:45 AM          | Presentation of 2015 Minutes & Current Financials              | Ballroom 2 & 3   |
| 9:15 AM            | 10:30 AM         | Presentation of Boxing Registry RFP responses                  | Ballroom 2 & 3   |
| 10:30 AM           | 10:45 AM         | 15 Minute Break  |                  |
| 10:45 AM           | 11:15 AM         | ARP's Dr. Larry Lovelace <b>Lacerations</b>                    | Ballroom 2 & 3   |
| 11:15 AM           | 11:45 AM         | Erik McGraken  | Ballroom 2 & 3   |
| 11:45 AM           | 1:00 PM          | Lunch Break  | On Your Own      |
| 1:00 PM            | 1:30 PM          | ARP's Dr. Eddie Ayoub <b>Dehydration Presentation</b>          |                  |
| 1:30 PM            | 4:00 PM          | Closed Session – Member Voting                                 | Ballroom 2 & 3   |
|                    |                  | Rules Comm. Report (Boxing & MMA)/ Vote                        |                  |
|                    |                  | Finance Committee Report/Vote                                  |                  |
|                    |                  | Medical Committee Report /Vote                                 |                  |
|                    |                  | Legislative Committee Update                                   |                  |
|                    |                  | Regional Director Updates /Vote                                |                  |
|                    |                  | Previous Sanction Issues /Vote                                 |                  |
|                    |                  | Addition of International Commissions to Body/Vote             |                  |
|                    |                  | Housekeeping/Previous Issues/Vote                              |                  |
| 4:00 PM            | 4:30 PM          | Questions/Suggestions from Commissions                         | Ballroom 2 & 3   |
| 4:30 PM            | 5:00 PM          | Updated Commission Regulation                                  | Ballroom 2       |
| 4:30 PM            | 5:00 PM          | Indian Affairs Committee                                       | Ballroom 3       |



**Tuesday, August 2, 2016**

| <b>Start Time:</b> | <b>End Time:</b> | <b>Session</b>  | <b>Location:</b> |
|--------------------|------------------|---|------------------|
| 8:30 AM            | 9:15am           | Inspector Guidelines/Forms- Foster & Gentile (Case Studies, Ethics, Lead Inspectors)      | Ballroom 2 & 3   |
| 9:15 AM            | 10:15 AM         | International Boxing Issues: headphones, weight classes, 30 sec. alarm/WBC-Suliaman       | Ballroom 2 & 3   |
| 10:15 AM           | 10:30 AM         | Break   |                  |
| 10:30AM            | 11:00AM          | Dr. Margaret Goodman <i>VADA</i>  | Ballroom 2 & 3   |
| 11:00AM            | 11:30AM          | Pat English, <i>Follow Through on Drug Tests</i>  | Ballroom 2 & 3   |
| 11:30 AM           | 11:45 AM         | <b>Vendor Introductions</b>   | Ballroom 2 & 3   |
| 11:45AM            | 1:00 PM          | Lunch Break   | On Your Own      |
| 1:00 PM            | 2:00 PM          | <i>MMA Trends, Rules, &amp; Updates / McCarthy, MacDonald, Randy Couture, Jeremy Horn</i> | Ballroom 2 & 3   |
| 2:15 PM            | 2:45 PM          | ABC MMA Trainers Program & Pro Boxing Training Program                                    | Ballroom 2 & 3   |
| 2:45 PM            | 3:00 PM          | 15 Minute Break   |                  |
| 3:00PM             | 3:15 PM          | WSB/AIBA Recent Developments/Olympics   | Ballroom 2 & 3   |
| 3:15 PM            | 4:00 PM          | Voting Review for Wednesday's Session   | Ballroom 2 & 3   |
| 5:00 PM            | 6:00 PM          | A Conversation with Art Davies - <i>Happy Hour</i>  | Ballroom 2       |

**Wednesday, August 3, 2016**

| <b>Start Time:</b> | <b>End Time:</b> | <b>Session</b>   | <b>Location:</b> |
|--------------------|------------------|--|------------------|
| 9:00 AM            | 9:20 AM          | USADA Drug Testing update and legalities   | Ballroom 2 & 3   |
| 9:20 AM            | 9:40 AM          | <b>Jeff Novitzky</b> <i>Decoding PED Usage on Social Media</i>   | Ballroom 2 & 3   |
| 9:40 AM            | 10:15 AM         | Medical Committee, members, physician-based studies, drug collection   | Ballroom 2 & 3   |
| 10:15 AM           | 10:45 AM         | Matchmaking / <b>Trampler (Sirb &amp; Foster)</b>  | Ballroom 2 & 3   |
| 10:45 AM           | 11:00AM          | 15 Minute Break  |                  |
| 11:00AM            | 11:30AM          | IBF - <b>Peoples</b>   | Ballroom 2 & 3   |
| 11:30 AM           | 1:00 PM          | Lunch Break  | On Your Own      |
| 1:00 PM            | 4:30 PM          | Member Voting by Ballot:<br>Professional Boxing Record Keeper RFP<br>WSB<br>Bylaw Update Vote<br>Transition Plans<br>Site Selection for 2017   | Ballroom 2 & 3   |
| 6:00 PM            | 7:00 PM          | Welcome Reception  | Ballroom 2,3,4   |
| 7:00 PM            | 11:00 PM         | Annual Banquet<br>Surprise Boxing Legend Keynote speaker<br><b>Renown Referee Tony Weeks &amp; his Doo-Wop Band provide LIVE entertainment</b> | Ballroom 2,3,4   |

**\*\*** As you can see from the details above, the Agenda is packed and reflects input and desires from the Body. The ABC may need to rearrange to accommodate two other presentations not yet finalized. This Agenda reflects changes as of 6.7.16 & may be updated again.

The Association of Ringside Physicians  
2016 Annual Medical Seminar

**Ringside Medicine:  
Safety is Our Middle Name**

**Seminar: July 30–31, 2016**  
**Certification Exam: Aug. 1, 2016**

Monte Carlos Resort & Casino  
Las Vegas, Nev.

*Jointly Provided by:*

*This activity is jointly provided by Wake Forest School of  
Medicine and the Association of Ringside Physicians  
(in cooperation with the American College Sports Medicine).*

.....  
PLEASE POST

Office of Continuing Medical Education  
Wake Forest School of Medicine  
Medical Center Boulevard  
Winston-Salem, NC 27157-1060

Non-Profit Org.  
US Postage  
PAID  
Winston-Salem, NC  
Permit #154

Register online today at  
[northwestahec.org/48919](http://northwestahec.org/48919)

The Association of Ringside Physicians  
2016 Annual Medical Seminar

Ringside Medicine:  
Safety is Our Middle Name!



Seminar: July 30–31, 2016  
Certification Exam: Aug. 1, 2016

Monte Carlo Resort & Casino  
Las Vegas, Nevada



*Don't Wait!*  
*Certification Exam available at this event*

## The Association of Ringside Physicians 2016 Annual Medical Seminar

### Ringside Medicine: Safety is Our Middle Name!

Seminar: July 30–31, 2016

Certification Exam: Aug. 1, 2016

Monte Carlo / Las Vegas, Nevada

### Target Audience

Physicians, fellows, residents, students, physician assistants, and nurses in both academic and private practice who are involved in the newly evolving sports medicine subspecialty of Ringside Medicine. Others who may benefit include athletic trainers, athletes, referees and state commissioners.

### Objectives

**At the conclusion of this activity, participants should be better able to:**

- Describe the neuro-metabolic cascade of concussion and diffuse axonal injury.
- Discuss the pathophysiology of Chronic Traumatic Encephalopathy (CTE). Potential treatment and prevention of CTE.
- Identify the Second Impact Syndrome and SDH and their respective diagnosis, treatment and prevention.
- Describe neuro-plasticity therapy and its application to combatants with Traumatic Brain Injury.
- Recommend medical suspensions from combative sports based on the athletes injury and return to compete guidelines.
- Appreciate the value of neuro-cognitive testing and perform basic ringside tests such as the SCAT2 or King Devick Test.
- Perform a pre-bout dental exam, describe normal occlusion, and recognize facial/jaw fractures in combatants.
- Improve skills in interacting with referees and commissioners.
- Identify the fundamentals of Epistaxis and know when to invoke a medical stoppage for nasal hemorrhage.
- Interpret pre-bout eye exams, describe and evaluate common ophthalmologic in combative sports.
- Describe differences in professional and amateur combative sport rules and regulations and apply them to the care of the combatants.
- Articulate the current state of medical research in combative sports.
- Be able to manage and direct a medical team during a combative sports event.
- Describe and appreciate common joint holds in MMA and the injuries associated with these holds.
- Describe the pattern of injuries to the hand and foot in combative sports and advise athletes effective treatment.
- Gain a better understanding of medical legal issues in combative sports.
- Acquire a knowledge base that would aid participants in preparation for the certification exam.

## Credit

The Wake Forest School of Medicine designates this live activity for a maximum of 12.5 AMA PRA Category 1 Credit(s)<sup>™</sup>. Physicians should claim only the credit commensurate with the extent of their participation in the activity.

**Accreditation:** This activity has been planned and implemented in accordance with the Essential Areas and Policies of the Accreditation Council for Continuing Medical Education through the joint providership of Wake Forest School of Medicine and the Association of Ringside Physicians. The Wake Forest School of Medicine is accredited by the ACCME to provide continuing medical education for physicians.



NC Area Health Education Center is recognized by the Board of Certification, Inc. to offer continuing education for Certified Athletic Trainers. This program has been approved for a maximum of 12.5 hours of Category A continuing education. Certified Athletic Trainers are responsible for claiming only those hours actually spent participating in the continuing education activity. BOC Approved Provider Number: P3549.

- 12.5 Contact Hours from Northwest AHEC
- 1.25 CEUs from Wake Forest School of Medicine

## Registration

**Please note:** In an effort to streamline our registration process, The Association of Ringside Physicians has partnered with Wake Forest School of Medicine. You will be registering through their website. If you have any questions about registration, please contact Gail Pawlik at 336-713-7761 or email [gpawlik@wakehealth.edu](mailto:gpawlik@wakehealth.edu).

**Registration fee** includes instructional and administrative costs, continental breakfast and lunch.

**Register and pay online** at [northwestahec.org](http://northwestahec.org) or complete and return the attached registration form by mail or fax. Payment by credit card (Visa, MasterCard, American Express), cash, money order, personal check or corporate check is accepted.

**Payment Policy**— Payment is required on or before entrance into this activity. If a corporate payment has not been received prior to the activity start date, you will be required to provide a personal credit card or check. If the corporate payment has not been received two weeks post activity, your personal credit card or check will be charged or cashed. To avoid personal payment, you should check with the financial staff at your organization to determine status of payment.

**Refund Policy**— Cancellations received in our office at least two days prior to the activity will result in a charge of \$50, or 30 percent of the paid registration fee, whichever is less. The registration fee will not be refunded if a cancellation is received less than two days before the activity. You may send a substitute in your place.

**Note**—If you have not received confirmation of your registration 24-hours before the program date, please call contact Gail Pawlik at 336-713-7761 or email [gpawlik@wakehealth.edu](mailto:gpawlik@wakehealth.edu). to verify the status of your registration.

## Location

Monte Carlo Resort & Casino  
3770 S. Las Vegas Blvd., Las Vegas, NV 89109

Seminar: July 30-31, 2016

Registration: 7:30 am

Certification Exam: Aug. 1, 2016



**Book your room now!**

Hotel reservation deadline: June 29, 2016

For information on overnight pricing and to register for your hotel accommodations, cut and paste the weblink: <https://resweb.passkey.com/go/XARP2016> into your web browser at the top of your internet screen.

The link will take you to the Monte Carlo reservations website specifically set up for the Ringside Medicine Conference.

Choose the date you would like to check in, and how many nights you will be staying, then click the "search availability" button. You will be directed to group room rates and availabilities.

Click "book this room." It will then ask you for your credit card information and give you a confirmation code. **Please keep this code as you will need it upon check in.**

## Handouts

Handouts will not be printed for this activity. Handouts will be available online at the Web address below on Monday, July 18, 2016, after 4 pm. Login under "My CE Profile," and click on this event title. You may access handouts for up to two weeks following the conclusion of this activity.

► [www.northwestahec.org](http://www.northwestahec.org)

## For More Information and Assistance

If you have questions about registering for this activity or need auxiliary aids or special services to attend, please contact Gail Pawlik at least five working days prior to the activity by calling 336-713-7761 or email [gpawlik@wakehealth.edu](mailto:gpawlik@wakehealth.edu)

## Conflict of Interest Policy

It is the policy of Wake Forest School of Medicine to require disclosure of any significant financial interest or any other relationship a faculty member or planning committee member or sponsor has with the manufacturer(s) of any commercial products or services discussed in an educational presentation. This information will be shared with all participants at the conference.

Program provided in cooperation with:



**AMERICAN COLLEGE  
of SPORTS MEDICINE**  
LEADING THE WAY

## Agenda

Saturday, July 30, 2016

### Combative Sports and Brain Injury

- 8 am **Welcome and Opening Remarks** / Larry Lovelace, DO, President of the Association of Ringside Physicians and Mike Mazulli, President of the Association of Boxing Commissions
- 8:15 am **Concussions** / Netin Sethi, MD
- 8:35 am **Second Impact Syndrome** / Robert Cantu, MD
- 8:55 am **The Golden Hour** / Ray Monsell, MBBS
- 9:25 am **Break**
- ### Sports and Brain Injury
- 9:45 am **Chronic Traumatic Encephalopathy: What the Ringside Physician Needs to Know** / Barry Jordan, MD
- 10:05 am **Neuro-plasticity and Long-term Treatment of Concussions** / Patricio Reyes, MD
- ### Determining Brain Fitness to Compete
- 10:20 am **Return to Play Protocols in Football and How They Correlate to Boxing/ MMA Musculoskeletal, TKO, KO, Lacerations** / John Neidecker, DO and Randolph Taylor, MD
- 10:45 am **Neuro-cognitive Testing: What is It and What is Its Utility?** / John Stiller, MD and Margaret Goodman, MD
- 11 am **Medical Suspensions** / Barry Jordan, MD
- ### Dental and Maxillofacial Injuries in Combative Sports
- 11:20 am **Lacerations, Fractures** / Daniel Orr, II, DDS, PhD, JD, MD and Jeff Roberts, MD
- Noon **Lunch (Breakout session for research in MMA)**
- ### Medical Decisions: PRO vs. Amateur Events
- 1 pm **Differences in Pro and Amateur Events** / Joe Estwanik MD and Rodney Mohammed, DO
- 1:30 pm **The Show Must Go On (Part 1)** / Dom Coletta, MD
- 2 pm **Nutritional Issues in Combative Sports** / Ed Ayoub, MD
- 2:20 pm **Break**
- 2:45 pm **Ophthalmology for the Ringside Physician** / Gabriela Espinoza-Maclin, MD
- 3:10 pm **Medical Legal Issues in Combative Sports** / Larry Lovelace, DO and Bruce Spizler, Esq.
- 3:30 pm **Morbidity and Morality** / Don Muzzi, MD
- 3:50 pm **Paramedical Personnel at the Venue** / Flip Holmansky, MD, Nick Rizzo, MD and Eric Dievendorf, MD, Director of American Medical Response Co.
- 7 pm **Banquet**


**Sunday, July 31, 2016**

- 8 am **Potential and Future of Medical Research in MMA** / Johnathan Gelber, MD
- 8:20 am **Cleveland Clinic's Concussion/Brain Injury Assessment** / Charles Bernick, MD
- 8:40 am **Foot, Ankle, & Knee Injuries in Combat Sports** / Rick Weinstein, MD
- 9:10 am **Epidemiology of Muay Thai Injuries and Risk Associations** /  
Stepen Strotmeyer, PhD
- 9:30 am **Break**
- 9:45 am **Joint Manipulations: Clinical Awareness of Subtle Submissions**  
(Demonstrations) / Hillary Williams, MD, Charles Everly, MD and  
Rick Weinstein, MD
- 10:40 am **The Pre Fight Meeting: Rules, Regulations, Illegal Strikes and Holds,**  
**Medical Rules and Issues** / John McCarthy, Jay Nady and Larry Lovelace, DO
- 11:05 am **Commissioners Panel and Discussion** / Joe Miller—Oklahoma  
State Commission, Haskell Alexander—Deputy Gaming Commissioner  
Chickasaw Nation, Andy Foster—Executive Officer of the California State  
Athletic Commission, Frank Gentile—Assistant Executive Director, Florida State  
Boxing Commission, Jim Erickson—Assistant Program Manager for the  
Combative Sports Program, Texas Department of Licensing and Regulation,  
Adam Burkhalter—Executive Director Combative Sports Wisconsin.
- Noon **Lunch**
- 1:15 pm **Safety in the Ring: A Judge's Perspective** / Duane Ford—Director, NABF and  
former Chairman NSAC
- 1:25 pm **The Show Must Go On (Part 2)** / Dom Coletta, MD
- 2:15 pm **Referee / Physician Interactions and Communications** / John McCarthy
- 3 pm **Announcements and Upcoming Events**
- 3:15 pm **Ringside Medicine: Morbidity and Mortality** / Don Muzzi, MD,  
Larry Lovelace, DO and Flip Homanski, MD
- 4:30 pm **Board Review Course** / Larry Lovelace, DO

**Monday, Aug. 1, 2016**

- 8:30 am **Certification Exam** / John Neidecker, DO, Don Muzzi, MD and  
Larry Lovelace, DO

To join ARP, click on  
[www.RingsideARP.org](http://www.RingsideARP.org)





## Registration Form (Print clearly)

### The Association of Ringside Physicians 2016 Annual Medical Seminar

Seminar: July 30-31, 2016 / Exam Certification: Aug. 1, 2016.

First name \_\_\_\_\_ Last name \_\_\_\_\_ Nick name \_\_\_\_\_

Last Four Digits of Social Security # (required for CME credit) \_\_\_\_\_ (International participants - use 0000)

Degree/Credentials: \_\_\_\_\_

Specialty: \_\_\_\_\_ Institution: \_\_\_\_\_

Address: \_\_\_\_\_  Home  Office

City: \_\_\_\_\_ State: \_\_\_\_\_ Country: \_\_\_\_\_ Zip Code: \_\_\_\_\_ (or five 0's)

Daytime Phone: \_\_\_\_\_ Email address (required): \_\_\_\_\_

Spouse/Guest names: \_\_\_\_\_

#### Registration Fees:

*Hotel accommodations and personal transportation not included in registration fee.*

|   |       |
|---|-------|
| <input type="checkbox"/> ARP Member, Physician—Registered or postmarked on or before 6/15/16              | \$475 |
| <input type="checkbox"/> ARP Member, Physician—Registered or postmarked after 6/15/16                     | \$500 |
| <input type="checkbox"/> ARP Non-Member, Physician—Registered or postmarked on or before 6/15/16          | \$650 |
| <input type="checkbox"/> ARP Non-Member, Physician—Registered or postmarked after 6/15/16                 | \$675 |
| <input type="checkbox"/> ARP Associate Member   | \$150 |
| <input type="checkbox"/> ARP Non-Member Associate   | \$250 |
| <input type="checkbox"/> Member, Medical Students / Residents   | \$150 |
| <input type="checkbox"/> Non-Member, Medical Students / Residents   | \$250 |
| <input type="checkbox"/> ABC Members  | \$150 |
| <input type="checkbox"/> ABC Members, one-day option (Only ABC Members may attend one-day, if necessary.) | \$75  |
| <input type="checkbox"/> Banquet Ticket (Not included in the registration fee, per person)                | \$120 |
| <input type="checkbox"/> Conference Room Charge (if not staying at the Monte Carlo Hotel, Las Vegas).     | \$50  |
| <input type="checkbox"/> Certification Exam - ARP Members, Physician                                      | \$239 |
| <input type="checkbox"/> Certification Exam - ARP Non-Members, Physician                                  | \$299 |

**Total**

To join ARP, click on [www.RingsideARP.org](http://www.RingsideARP.org)

#### Three ways to register:

1. Online [www.nwahec.org/48919](http://www.nwahec.org/48919)
2. Mail to: Wake Forest School of Medicine / Office of Continuing Medical Education  
Attention: Gail Pawlik  
Medical Center Blvd., Winston-Salem, NC 27157-1028  
Make check payable to "Wake Forest University Health Sciences"
3. Fax using VISA, Mastercard or AmEx: Complete information below and fax to 336-713-7701.

Credit Card (select one):  Visa  MC  AmEx

Name as it Appears on Card \_\_\_\_\_

Card Number \_\_\_\_\_ Exp. Date \_\_\_\_\_

Credit Card Billing Address \_\_\_\_\_

Cardholder Signature \_\_\_\_\_

**Agenda Item #6**



## MEMORANDUM

|                |  |
|----------------|--|
| <b>DATE</b>    | July 12, 2016  |
| <b>TO</b>      | Commissioners<br>California State Athletic Commission                      |
| <b>FROM</b>    | Martha Shen-Urquidez, Commissioner<br>California State Athletic Commission |
| <b>SUBJECT</b> | <b>Agenda Item #6A: Subcommittee Updates – Large Event Subcommittee</b>    |

The Large Events Subcommittee (subcommittee) has continued to explore ways to entice promoters to choose California over the States with no personal income tax.

Historically, where elite fighters such as Mayweather, Pacquiao and now Saul Canelo Alvarez, are able to choose jurisdictions, they have chosen Nevada and Texas because these States do not have personal income tax.

On the other hand, California offers a larger selection of venues, and is the boxing capital of the world.

The subcommittee has approached several of the larger venues such as the Rose Bowl, the Anaheim Angels Arena, and Dodger Stadium, to name a few, to put together a brochure for our promoters, with contact information and broad particulars such as seating capacity.

We have put together some statistics to show the market share of viewers California has in boxing.

|           |                |                           | Canelo/Trout    | Garcia/Lopez | GGG/Geale    | GGG/Rubio       | Crawford/DuJorne | Canelo/Kirkland | GGG/Monroe      | GGG/Wade        |
|-----------|----------------|---------------------------|-----------------|--------------|--------------|-----------------|------------------|-----------------|-----------------|-----------------|
|           |                |                           | 4/23/2013       | 6/15/2013    | 7/26/2014    | 10/18/2014      | 4/18/2015        | 5/9/2015        | 5/16/2015       | 4/23/2016       |
|           |                |                           | San Antonio, TX | Dallas, TX   | New York, NY | Los Angeles, CA | Dallas, TX       | Houston, TX     | Los Angeles, CA | Los Angeles, CA |
|           |                |                           | Showtime        | HBO          | HBO          | HBO             | HBO              | HBO             | HBO             | HBO             |
| Total HHs | Total Hispanic | National Rating           | 0.4826          | 1.5779       | 0.5210       | 0.6246          | 0.6219           | 0.8831          | 0.6523          | 1.0934          |
| 5,489,810 | 2,047,915      | Index - Los Angeles DMA   | 230             | 114          | 194          | 246             | 204              | 245             | 244             | 168             |
| 7,368,320 | 1,528,484      | Index - New York DMA      | 103             | 97           | 136          | 165             | 154              | 152             | 168             | 113             |
| 2,373,700 | 717,404        | Index - Houston DMA       | 236             | 92           | 128          | 131             | 117              | 216             | 150             | 127             |
| 1,660,020 | 685,130        | Index - Miami DMA         | 151             | 89           | 153          | 110             | 130              | 126             | 129             | 106             |
| 2,646,370 | 587,383        | Index - Dallas DMA        | 141             | 94           | 106          | 125             | 136              | 173             | 146             | 124             |
| 3,475,220 | 582,849        | Index - Chicago DMA       | 178             | 93           | 116          | 107             | 105              | 116             | 107             | 83              |
| 2,484,690 | 579,007        | Index - San Francisco DMA | 178             | 98           | 150          | 156             | 133              | 130             | 149             | 115             |
| 907,320   | 495,128        | Index - San Antonio DMA   | 437             | 129          | 191          | 187             | 166              | 262             | 194             | 57              |
| 1,848,850 | 427,787        | Index - Phoenix DMA       | 91              | 121          | 106          | 106             | 99               | 90              | 102             | 132             |
| 1,349,990 | 325,801        | Index - Sacramento DMA    | 159             | 111          | 137          | 146             | 146              | 141             | 151             | 139             |

Source: comScore TV Essentials



DEPARTMENT OF CONSUMER AFFAIRS  
BUSINESS, CONSUMER SERVICES, AND HOUSING AGENCY • GOVERNOR EDMUND G. BROWN JR.  
**CALIFORNIA STATE ATHLETIC COMMISSION**  
2005 Evergreen Street, Suite 2010 | Sacramento, CA 95815  
Phone: (916) 263-2195 | Fax: (916) 263-2197  
Website: [www.dca.ca.gov/csac](http://www.dca.ca.gov/csac) | Email: [csac@dca.ca.gov](mailto:csac@dca.ca.gov)



## MEMORANDUM

|                |   |
|----------------|---|
| <b>DATE</b>    | July 12, 2016   |
| <b>TO</b>      | Members of the Officials Training Subcommittee and<br>Commissioners<br>California State Athletic Commission |
| <b>FROM</b>    | Andy Foster, Executive Officer  |
| <b>SUBJECT</b> | <b>Agenda Item #6B: Subcommittee Updates – Officials<br/>Training Subcommittee</b>                          |

The final judging reports for FY 2015-16 came in on June 30, 2016, and will be reviewed over the next few weeks. The Executive Officer is considering contracting with Sportsboard, a company that specializes in official's evaluations, for FY 2016-17. Sportsboard provides officials with evaluation tools for many large sports organizations including the National Basketball Association (NBA).

The next ABC Official's Training will be at the ABC's annual conference in Las Vegas on July 30 - August 1, 2016.



## MEMORANDUM

|                |  |
|----------------|--|
| <b>DATE</b>    | July 12, 2016  |
| <b>TO</b>      | Commissioners<br>California State Athletic Commission  |
| <b>FROM</b>    | Members of the Pension Fund Subcommittee:<br>Mary Lehman, Vice Chair<br>Luis Ayala, Commissioner |
| <b>SUBJECT</b> | <b>Agenda Item #6C: Subcommittee Updates – Pension Fund Subcommittee</b>                         |

The Pension Fund subcommittee met and developed an action plan with a goal of increasing pension distributions. The following actions have been taken to achieve that goal.

- A press release in English and in Spanish was issued by the Press Office to media outlets.
- Commissioner Ayala did an interview with NBC Universo regarding the Retired Boxers Pension Program.
- Executive Officer Foster did an interview with a Spanish speaking radio station based in San Francisco regarding the Boxers Pension Program.
- Elizabeth Reyes from Cleto Reyes Boxing Gloves was contacted and she has agreed to place the pension brochures in shipments from their company.
- New Brochures were created and are included in mailings.
- Staff is researching contracting with a private investigator to assist in locating boxers.
- Staff has provided a list of retired boxers we are searching for to the Division of Investigations to assist in location of the boxers.

**Agenda Item #7**



DEPARTMENT OF CONSUMER AFFAIRS  
BUSINESS, CONSUMER SERVICES, AND HOUSING AGENCY • GOVERNOR EDMUND G. BROWN JR.  
**CALIFORNIA STATE ATHLETIC COMMISSION**  
2005 Evergreen Street, Suite 2010 | Sacramento, CA 95815  
Phone: (916) 263-2195 | Fax: (916) 263-2197  
Website: [www.dca.ca.gov/csac](http://www.dca.ca.gov/csac) | Email: [csac@dca.ca.gov](mailto:csac@dca.ca.gov)



## MEMORANDUM

|                |  |
|----------------|--|
| <b>DATE</b>    | July 12, 2016  |
| <b>TO</b>      | Commissioners<br>California State Athletic Commission                  |
| <b>FROM</b>    | Andy Foster, Executive Officer<br>California State Athletic Commission |
| <b>SUBJECT</b> | <b>Agenda Item #7</b> – Discussion regarding kickboxing regulations    |

It has been many years since the kickboxing regulations were reviewed and revised. I recommend beginning a discussion on revising the kickboxing regulations to better reflect contemporary kickboxing regulations.

Attached are first drafts of language that Commissioner Shen-Urquidez worked on for your review and discussion.



## (PROPOSED) UNIFORM PROFESSIONAL KICKBOXING RULES

1. Bouts for male contests shall consist of a maximum of twelve (10) rounds of three (3) minutes each in duration with a minimum of one (1) minute rest period between each round.
2. The referee is the sole arbiter of the bout and is the only individual authorized to stop the contest. This rule shall not preclude a video or other review of a decision under the procedures of the applicable regulatory authority if a protest is filed claiming a clear rule violation.
3. All bouts are evaluated and scored by a maximum of three (3) judges.
5. Scoring:
  - A. The 10 Point Must System will be the standard system of scoring a bout. Under the 10 Point Must Scoring System, 10 points must be awarded to the winner of the round.
  - B. The fighter who has lost the round may be awarded 9, 8, or 7 points.
  - C. If the round is determined to be an even round, a score of 10/10 may be awarded.
  - D. Partial or incomplete rounds will be scored. If no action has occurred, the round shall be scored as an even round. This is at the discretion of the judges.
6. A mandatory Eight (8) Count after knock downs will be standard procedure in all bouts.
7. The Three (3) Knockdown Rule is in effect where a fighter has been knocked down 3 times in the same round by strikes/kicks to the head. In this event, this fighter shall be determined to have lost the bout by **TECHNICAL KNOCKOUT**. (??)
8. There is **NO** Standing Eight (8) Count.
9. A fighter who has been knocked down **CANNOT** be saved by the bell even in the last round.

10. All fighters are required to wear a mouthpiece during any contest. No round can begin without the mouthpieces in place. If any mouthpiece becomes dislodged during the contest, the referee shall call time and have the mouthpiece rinsed and put back in the fighter's mouth at the first opportune moment, without interfering with the action. The referee may deduct points if he/she feels the mouthpiece is being intentionally dislodged.

11. A fighter shall receive a 20 second count if the fighter is knocked out of the ring and onto the floor. The fighter shall **NOT** be assisted by anyone, including spectators or his seconds. If the fighter is assisted, he may be deducted points, or disqualified, at the sole discretion of the referee.

12. Fouls:

- A. Head butts.
- B. Groin strikes.
- C. Thrust kicks to the knee: Kicks to the front of a fighter's knee are illegal.
- D. Rabbit punches.
- E. Sweeps except with the instep portion of the foot. (???)
- F. Attacks to the throat.
- G. Striking a downed fighter.
- H. Failure to obey the referee's commands.
- I. Striking on a break.
- J. Striking after a bell.
- K. Holding or using the ropes while striking or clinching.
- L. Timidity: Intentionally avoiding a fight or contact with the opponent.
- M. Use of abusive language and/or gestures.
- N. Causing intentional delays in the action: For example, repeatedly spitting out the mouth piece, falling out of the ring to cause delay.
- O. Eye gouging.
- P. Holding the opponent's leg while executing more than one striking technique.
- Q. Judo techniques and wrestling submissions.
- R. Biting.

- S. Spiting at the opponent.
- T. Elbow strikes.
- U. Attacks to the foot other than sweeps.
- V. Clinching for more than 3 seconds. (??)

13. Permissible Strikes:

- A. Spinning backhands/fists to permissible target areas.
- B. Leg kicks with the top of the foot or shin only to permissible target areas.
- C. Sweeps with the instep portion of the foot. (??)
- E. All boxing strikes to permissible target areas.
- F. Spinning kicks to permissible target areas.
- G. Knee strikes to permissible target areas.

Permissible target areas: a) front and sides of the head; b) front and sides of the torso above the belt; c) inside and outside of the legs, except the knees.

14. A fighter who sustains an injury from a fair blow, which is severe enough to terminate the bout, shall lose by **TECHNICAL KNOCKOUT**.

15. A fighter who is hit with an unintentional low blow must continue the bout after a reasonable amount of time, but no more than five (5) minutes. If, after five minutes, the injured fighter cannot continue the bout, the outcome is determined by the scorecards.

16. Injuries Sustained by Intentional Fouls:

A. If an intentional foul causes an injury, which is severe enough to terminate the bout immediately, the fighter causing the foul **shall** lose by **DISQUALIFICATION**.

B. If the referee determines that a contest may continue despite an injury caused by an intentional foul, the referee shall immediately inform the Commission's representative **and** the judges and **shall** deduct **TWO POINTS** from the fighter who committed the foul.

- C. If an injury caused by an intentional foul results in the contest being stopped later in the bout, or in a later round:
    - (i) If the injured fighter is ahead on the scorecards, he shall be declared the winner by a **TECHNICAL DECISION**, or
    - (ii) If the injured fighter is behind or even on the scorecards, the contest shall be declared a **TECHNICAL DRAW**.
  
  - D. If a fighter injures himself while attempting to foul his opponent, but is able to continue fighting, the referee shall take no action and treat the injury as if produced by a fair blow. If the referee determined fighter who injured him/herself is unable to continue, that fighter will lose by **TECHNICAL KNOCKOUT/KNOCKOUT**.
17. Injuries Sustained By Unintentional Fouls:
- A. If an unintentional foul causes an injury, which is severe enough to terminate the bout immediately, the contest shall result in a **NO DECISION**, if stopped before a bout has completed the rounds necessary to score a technical decision.
  - B. If an unintentional foul causes an injury, which is severe enough to terminate the bout once the bout has been justified, the bout shall be awarded to the fighter ahead on the scorecards, including incomplete rounds, by way of a **TECHNICAL DECISION**.
18. Foot pads, shoes, or any type of foot gear are prohibited.
19. Male contestants must not wear clothing or other attire on their upper bodies.
20. No fighter may leave the ring before the end of the bout. Should the fighter fail to resume the bout following the end of the rest period, the referee shall begin counting as though there were a knock-down. At the conclusion of the count, the opponent shall be awarded the bout by way of **TECHNICAL KNOCKOUT**.

## (PROPOSED) UNIFORM PROFESSIONAL MUAY THAI RULES

1. Before the beginning of every bout, fighters shall pay homage in accordance with the art and customs of Muay Thai. Once the ceremony is over, arm bands, head gear and other ceremonial attire shall be removed for the duration of the bout. Only attire approved by the local regulatory body shall be worn during the bout.
2. The limited application of petroleum jelly or lubricant as approved by the local regulatory body is permissible. However, oils and greases such as Tiger Balm are prohibited.
3. Bouts for male contests shall consist of up to five (5) rounds of three (3) minutes each in duration, with a maximum of two (2) minutes rest period between each round.
4. Bouts for female contests shall consist of up to five (5) rounds of two (2) minutes each in duration, with a maximum of two (2) minutes rest period between each round.
5. The referee is the sole arbiter of the bout and is the only individual authorized to stop the contest. This rule shall not preclude a video or other review of a decision under the procedures of the applicable regulatory authority if a protest is filed claiming a clear rule violation.
6. All bouts are evaluated and scored by a maximum of four (4) judges.
7. Scoring:
  - A. The 10 Point Must System will be the standard system of scoring a bout. Under the 10 Point Must Scoring System, 10 points must be awarded to the winner of the round.
  - B. The fighter who has lost the round may be awarded 9, 8, or 7 points.
  - C. If the round is determined to be an even round, a score of 10/10 may be awarded.
  - D. Incomplete rounds must be scored, with any point deductions for the partial round calculated in the final score.

8. A mandatory Eight (8) Count after knock downs will be standard procedure in all bouts.
9. There is **NO** Three (3) Knockdown Rule.
10. There is **NO** Standing Eight (8) Count.
11. A fighter who has been knocked down **CANNOT** be saved by the bell in any round.
12. All fighters are required to wear a mouthpiece during any contest. No round can begin without the mouthpieces in place. If any mouthpiece becomes dislodged during the contest, the referee shall call time and have the mouthpiece rinsed and put back in the fighter's mouth at the first opportune moment, without interfering with the action. The referee may deduct points if he/she feels the mouthpiece is being intentionally dislodged.
13. A fighter shall receive a 20 second count if the fighter is knocked out of the ring and onto the floor. The fighter is not to be assisted by spectators or his seconds. If the fighter is assisted, he may be deducted points, or disqualified, at the sole discretion of the referee.

14. Fouls:

They are at the sole discretion of the referee. The foul may result in a warning, a one or two-point deduction or disqualification. The decision is based upon the severity of the foul and the perceived intention of the fouling fighter.

- A. Head butts.
- B. Groin strikes.
- C. Thrust kicks to the knee: Kicks to the front of a fighter's knee are illegal.
- D. Rabbit punches.
- E. Strikes to the spine.
- F. Strikes to the throat.

- G. Striking a downed fighter: Stepping or hitting a fighter who has fallen is illegal.
- H. Failure to obey the referee's commands.
- I. Striking on a break.
- J. Striking after a bell.
- K. Holding or using the ropes as a weapon: For example, when a fighter pushes an opponent's face across the ropes in an effort to cut them.
- L. Timidity: Intentionally avoiding a fight or contact with the opponent.
- M. Use of abusive language and/or gestures.
- N. Causing intentional delays in the action: For example, repeatedly spitting out the mouth piece, falling out of the ring to cause delay.
- O. Eye gouging.
- P. Hair pulling.
- Q. Catching a kick and pushing for more than two (2) steps without attempting an attacking technique: It is permissible to catch a kick and walk up to two (2) steps.
- R. Biting.
- S. Spitting at the opponent.
- T. Holding or grabbing the opponent's clothing: Fighters cannot pull or grab their opponents, twist them or attempt to land on top of them.
- U. Interference from a fighter's corner.
- V. Tripping or sweeping the opponent: It is legal to use the top of the foot to kick the opponent off their feet. It is not legal to use the side of the foot to sweep the opponent off their feet. Fighters shall not step across the other to trip.
- W. Hip throws: Throws such as in Judo, Sambo, Jujitsu are illegal. Fighters shall not use their shoulder to throw their opponent such as in Judo or Reap.
- X. Wrestling submissions: Neck or shoulder manipulations, however, it is legal to throw an opponent to the canvas without using their body as a barrier.
- Y. Fake throwing oneself onto the canvas after being caught attempting a kick. It is considered taking advantage.
- Z. Lifting and throwing opponent to the canvas.

15. A fighter who sustains an injury from a fair blow, which is severe enough to terminate the bout, shall lose by **TECHNICAL KNOCKOUT**.

16. A fighter who is hit with an unintentional low blow must continue the bout after a reasonable amount of time, but no more than five (5) minutes. If, after five minutes, the injured fighter cannot continue the bout, the outcome is determined by the scorecards up to and including the round, even if partial, in which the low blow occurred.

17. Injuries Sustained By Intentional Fouls:

A. If an intentional foul causes an injury, which is severe enough to terminate the bout immediately, the fighter causing the foul shall lose by **DISQUALIFICATION**.

B. If the referee determines that a contest may continue despite an injury caused by an intentional foul, the referee shall immediately inform the Commission's representative **and** the judges and shall deduct **TWO POINTS** from the fighter who committed the foul.

C. If an injury caused by an intentional foul results in the contest being stopped later in the bout, or in a later round:

(i) If the injured fighter is ahead on the scorecards, he shall be declared the winner by a **TECHNICAL DECISION**, or

(ii) If the injured fighter is behind on the scorecards, the contest shall be declared a **TECHNICAL DRAW**.

D. If a fighter injures himself while attempting to foul his opponent, the referee shall treat the injury as if produced by a fair blow.

18. Injuries Sustained By Unintentional Fouls:

A. If an unintentional foul causes an injury, which is severe enough to terminate the bout immediately, the contest shall result in a **NO DECISION**, if stopped before 2 rounds have been completed.

B. If an unintentional foul causes an injury, which is severe enough to terminate the bout after 2 rounds have been completed, the bout shall be



awarded to the fighter ahead on the scorecards, including incomplete rounds, by way of a **TECHNICAL DECISION**.

19. Weight Classes:

|   |                 |                    |
|---|-----------------|--------------------|
| Mini Flyweight                                | 100 to 105 lbs. | 45.35 to 47.62 kg. |
| Light (Junior) Flyweight                      | 105 to 108 lbs. | 47.62 to 48.99 kg. |
| Flyweight                                     | 108 to 112 lbs. | 48.99 to 50.80 kg. |
| Junior Bantamweight<br>(Super Flyweight)      | 112 to 115 lbs. | 50.80 to 52.16 kg. |
| Bantamweight                                  | 115 to 118 lbs. | 52.16 to 53.52 kg. |
| Junior Featherweight<br>(Super Bantamweight)  | 118 to 122 lbs. | 53.52 to 55.34 kg. |
| Featherweight                                 | 122 to 126 lbs. | 55.34 to 57.15 kg. |
| Junior Lightweight<br>(Super Featherweight)   | 126 to 130 lbs. | 57.15 to 58.97 kg. |
| Lightweight                                   | 130 to 135 lbs. | 58.97 to 61.24 kg. |
| Junior Welterweight<br>(Super Lightweight)    | 135 to 140 lbs. | 61.24 to 63.50 kg. |
| Welterweight                                  | 140 to 147 lbs. | 63.50 to 66.68 kg. |
| Junior Middle Weight<br>(Super Welter weight) | 147 to 154 lbs. | 66.68 to 69.85 kg. |
| Middle Weight                                 | 154 to 160 lbs. | 69.85 to 72.58 kg. |
| Super Middleweight                            | 160 to 168 lbs. | 72.58 to 76.20 kg. |
| Light Heavyweight                             | 168 to 175 lbs. | 76.20 to 79.38 kg. |
| Super Light Heavyweight                       | 175 to 182 lbs. | 79.38 to 82.55 kg. |
| Cruiserweight                                 | 182 to 190 lbs. | 82.55 to 86.18 kg. |
| Heavyweight                                   | 190 to 209 lbs. | 86.18 to 95.00 kg. |
| Super Heavyweight                             | 209 + lbs.      | 95 + kg.           |

20. The ring shall be no smaller than 20 feet square feet and no larger than 32 square feet within the ropes.

**Agenda Item #8**



## MEMORANDUM

|                |   |
|----------------|---|
| <b>DATE</b>    | July 12, 2016   |
| <b>TO</b>      | Commissioners<br>California State Athletic Commission   |
| <b>FROM</b>    | Andy Foster, Executive Officer<br>California State Athletic Commission  |
| <b>SUBJECT</b> | <b>Agenda Item #8</b> – Review and approval of proposed regulations to adopt section 610, of Division 2, of Title of the California Code of Regulations |

### BACKGROUND

On February 2, 2016, the Commission approved emergency regulations to adopt section 610, of Division 2, of Title of the California Code of Regulations "Headgear."

This emergency regulation package was approved by the Office of Administrative Law on April 21, 2016. Per the Administrative Procedure Act, the Commission has 180 days to complete the regular rulemaking process on the emergency language. In addition, during OAL's review of the emergency language, it was brought up that the language could contain additional information on the criteria used to approve headgear. As a result, the Commission's legal counsel made changes to the language. These changes are attached for the Commission's review and approval.

### RECOMMENDATION

It is recommended the Commission approve the amendments to proposed "Headgear" language and authorize Commission staff to proceed with the rulemaking process.

## **California State Athletic Commission Amendment to Emergency Regulation**

Adopt Section 610 of Division 2, of Title 4 of the California Code of Regulations

### § 610. Headgear

(a) In addition to that equipment in Sections 318, 322 and 323 of these regulations, amateur boxing competitors shall wear headgear that is approved by the commission. All approved headgear shall protect both the head and face of the competitor.

(b) Notwithstanding subdivision (a), the Commission shall determine whether an exception shall be made to requirements set forth in subdivision (a) in an event where the competitor is seeking to qualify as a member of the USA Boxing National Team for the purpose of competing in the Olympic Games Competition. In making this determination, the Commission shall consider:

(1) Whether the event is an International Olympic Style boxing event.

(2) Whether the competition involves USA Boxing National Team athletes competing against International Boxing Federation's National Team athletes.

(3) Whether the amateur boxing competitors are over the age of 18 or will meet this age prior to the commencement of the Olympics.

(4) Whether the event is an international bout that may include International Dual Matches and International Tournaments in which USA Boxing National Team competitors participate for the intended purpose of qualifying for Olympic Games Competitions.

(c) All approved headgear shall meet the construction specifications approved by United States Amateur Boxing, Inc. (USA Boxing) or an equivalent organization.

Note: Authority cited: Section 18611, Business and Professions Code. Reference: Sections 18640, 18641 and 18725 Business and Professions Code.

**Agenda Item #9**



DEPARTMENT OF CONSUMER AFFAIRS  
BUSINESS, CONSUMER SERVICES, AND HOUSING AGENCY • GOVERNOR ED MUND G. BROWN JR.  
**CALIFORNIA STATE ATHLETIC COMMISSION**  
2005 Evergreen Street, Suite 2010 | Sacramento, CA 95815  
Phone: (916) 263-2195 | Fax: (916) 263-2197  
Website: [www.dca.ca.gov/csac](http://www.dca.ca.gov/csac) | Email: [csac@dca.ca.gov](mailto:csac@dca.ca.gov)



## MEMORANDUM

|                |  |
|----------------|--|
| <b>DATE</b>    | July 12, 2016  |
| <b>TO</b>      | Commissioners<br>California State Athletic Commission  |
| <b>FROM</b>    | Andy Foster, Executive Officer<br>California State Athletic Commission   |
| <b>SUBJECT</b> | <b>Agenda Item #9</b> - Discussion and Possible Action Regarding<br>Formal Comment on Assembly Bill-2007 (McCarty) |

### BACKGROUND

Assembly Bill 2007 will establish requirements for sports organizations to report and remove athletes from competition who may be suspected of receiving a concussion during training or competition. It will require a medical examination before return to play/competition is authorized. This bill also requires annual education on concussions for participants and will require coaches and administrators to successfully complete a head injury education course.

### RECOMMENDATION

I recommend the Commission discuss this bill and take a position of support if the Commission determines that this bill promotes health and safety of youth athletes.

---

S I    T A T E    C O M M I T T E E    O N    H E A L T H  
S e n a t o r    E d    H e r n a n d e z ,    O . D . ,    C h a i r

---

**BILL NO:** AB 2007  
**AUTHOR:** McCarty  
**VERSION:** June 21, 2016 Amended  
**HEARING DATE:** June 29, 2016  
**CONSULTANT:** Teri Boughton

**SUBJECT:** Youth athletics: youth sports organizations: concussions or other head injuries

**SUMMARY:** Establishes requirements for youth sports organizations to remove an athlete who is suspected of sustaining a concussion or other head injury until he or she is evaluated and cleared by a licensed health care provider.

**Existing law:**

- 1) Requires, a school district, charter school, or private school that elects to offer an athletic program, to comply with both of the following.
  - a) Require an athlete who is suspected of sustaining a concussion or head injury in an athletic activity to be immediately removed from the athletic activity for the remainder of the day, and not permitted to return to the athletic activity until he or she is evaluated by a licensed health care provider who is trained in the management of concussions and is acting within the scope of his or her practice. Prohibit the athlete from returning to the athletic activity until he or she receives written clearance to return to the athletic activity from that licensed health care provider.
  - b) Require, if the licensed health care provider determines that the athlete sustained a concussion or a head injury, the athlete to also complete a graduated return-to-play protocol of no less than seven days in duration under the supervision of a licensed health care provider.
  - c) Urges the California Interscholastic Federation is urged to work in consultation with the American Academy of Pediatrics and the American Medical Society for Sports Medicine to develop and adopt rules and protocols to implement b) above.
  - d) Require, on a yearly basis, a concussion and head injury information sheet to be signed and returned by the athlete and the athlete's parent or guardian before the athlete initiates practice or competition.
  - e) Exempts an athlete engaging in an athletic activity during the regular schoolday or as part of a physical education course, as specified.

**This bill:**

- 1) Requires a youth sports organization that elects to offer an athletic program to comply with all of the following:
  - a) Require an athlete who is suspected of sustaining a concussion or other head injury in an athletic activity to be immediately removed from the athletic activity for the remainder of the day, and not permitted to return to any athletic activity until he or she is evaluated by a licensed health care provider;

- b) Prohibit the athlete from returning to athletic activity until he or she receives written clearance to return to athletic activity from a licensed health care provider;
  - c) Require, if the licensed health care provider determines that the athlete sustained a concussion or other head injury, the athlete to also complete a graduated return-to-play protocol of no less than seven days in duration under the supervision of a licensed health care provider;
  - d) Require if an athlete who is 17 years of age or younger has been removed from athletic activity due to a suspected concussion, the youth sports organization to notify a parent or guardian of that athlete of the time and date of the injury, the symptoms observed, and any treatment provided to that athlete for the injury;
  - e) Require on a yearly basis, the youth sports organization to give a concussion and head injury information sheet to each athlete;
  - f) Require the information sheet to be signed and returned by the athlete and, if the athlete is 17 years of age or younger, to also be signed by the athlete's parent or guardian, before the athlete initiates practice or competition;
  - g) Permit the information sheet to be sent and returned through an electronic medium including, but not necessarily limited to, fax or electronic mail;
  - h) Require each coach and administrator to be required to successfully complete the concussion and head injury education offered pursuant to i) below at least once, either online or in person, before supervising an athlete in an activity of the youth sports organization;
  - i) Require on a yearly basis, the youth sports organization to offer concussion and head injury education, or related educational materials, or both, to each coach and administrator of the youth sports organization; and,
  - j) Require the youth sports organization to identify both of the following:
    - i. An individual within the organization who is responsible for ensuring compliance by the organization with the requirements for providing concussion and head injury education contained in paragraph h) above; and,
    - ii. Procedures to ensure compliance with the athlete removal provisions and the return-to-play protocol required pursuant to paragraph a-c) above.
- 2) Establishes definitions including that a "youth sports organization" means an organization, business, nonprofit entity, or a local governmental agency that sponsors or conducts amateur sports competitions, training, camps, or clubs in which persons 17 years of age or younger participate in any of the following sports:
- a) Baseball;
  - b) Basketball;
  - c) Bicycle motocross;
  - d) Boxing;
  - e) Competitive cheerleading;
  - f) Full Contact Martial Arts;
  - g) Diving;
  - h) Equestrian activities;
  - i) Field hockey;
  - j) Football;
  - k) Gymnastics;
  - l) Ice hockey;



- m) Lacrosse;
  - n) Parkour;
  - o) Rodeo;
  - p) Roller derby;
  - q) Rugby;
  - r) Skateboarding;
  - s) Skiing;
  - t) Soccer;
  - u) Softball;
  - v) Surfing;
  - w) Volleyball;
  - x) Water polo; and,
  - y) Wrestling.
- 3) Defines "licensed health care provider" as a licensed health care provider who is trained in the evaluation and management of concussions and is acting within the scope of his or her practice.
- 4) Requires this bill to apply to all persons participating in the activities of a youth sports organization, irrespective of their ages. Prohibits anything in this bill from being construed to prohibit a youth sports organization, or any other appropriate entity, from adopting and enforcing rules intended to provide a higher standard of safety for athletes than the standard established under this bill.

**FISCAL EFFECT:** This bill is keyed non-fiscal.

**PRIOR VOTES:**

Assembly Floor: 56 - 19  
 Assembly Arts, Entertainment, Sports, Tourism, and 5-0  
 Internet Media Committee:

**COMMENTS:**

- 1) *Author's statement.* According to the author, sports related injuries have become a growing concern in today's society. Research shows that sports related injuries are not always immediately visible or evident, but may manifest in the future with extremely negative effects on the athlete's health. Studies in the cumulative effects of concussion in young athletes show that even a mild concussion can result in serious long-term problems, especially if an athlete was returned to play too early, or has a history of concussions or other head injuries. The Legislature has already addressed concussion protocol in school sports, but more kids play sports in a community based setting, and with this legislation I hope to establish a proper protocol for concussion detections, treatment, and post-concussion management for youth sports leagues.
- 2) *CDC.* The CDC has information including training videos and fact sheets that are designed specifically for coaches, which can be found at <http://www.cdc.gov/headsup/youthsports/coach.html> The following is from a CDC fact sheet.

Concussion, a type of traumatic brain injury, is caused by a bump, blow, or jolt to the head. Concussions can also occur from a blow to the body that causes the head and brain to move

rapidly back and forth-literally causing the brain to bounce around or twist within the skull. This sudden movement of the brain causes stretching and tearing of brain cells, damaging the cells and creating chemical changes in the brain.

Sometimes people wrongly believe that it shows strength and courage to play injured. Some athletes may also try to hide their symptoms. Do not let your athlete convince you that he or she is "just fine" or that he or she can "tough it out." Discourage others from pressuring injured athletes to play. Emphasize to athletes and parents that playing with a concussion is dangerous. Most athletes with a concussion will recover quickly and fully. But for some athletes, signs and symptoms of concussion can last for days, weeks, or longer. If an athlete has a concussion, his or her brain needs time to heal. A repeat concussion that occurs before the brain recovers from the first—usually within a short time period (hours, days, weeks)—can slow recovery or increase the chances for long-term problems. In rare cases, repeat concussions can result in brain swelling or permanent brain damage. It can even be fatal.

- 3) *Concussions and brain injuries in youth sports.* One study published in December 2015 in the Rhode Island Medical Journal provided by the author, indicates that about 1.6-3.8 million sports-related concussions occur every year. Symptoms may appear mild but the injury can lead to life-long problems with physical function, concentration, memory, behavior, and emotional issues. Most concussions resolve within 7-10 days but the recovery process can be longer and more complicated in children and adolescents. Athletes with concussions are vulnerable to the second-impact syndrome where ongoing symptoms lead to another injury. Young athletes experience a complex recovery process after concussions. Recurrent concussions are especially destructive to the brain and are more likely during the first ten days after a concussion. It is recommended waiting at least seven days until return to play. The article indicates that education does reduce injuries. Among three groupings of coaches with none to varying levels of education about concussions, concussions in youth football players were lower in the group with the highest level injury prevention education compared to the non-educated cohort.
- 4) *Prior legislation.* AB 2127 (Cooley, Chapter 165, Statutes of 2014) limits full-contact football practices and requires a student-athlete who has suffered a concussion or head injury to complete a graduated return-to-play protocol of at least seven days, as specified.

AB 1451 (Hayashi, Chapter 173, Statutes of 2012), includes a basic understanding of the signs and symptoms of concussions and the appropriate response to concussions within the High School Coaching Education and Training Program, administered by school districts.

AB 1449 (Hayashi of 2012), would have required the Superintendent of Public Instruction to develop and make available a sample concussion and head injury information sheet for use by school districts. *AB 1449 was held in the Assembly Education Committee.*

AB 25 (Hayashi, Chapter 465, Statutes of 2011), requires a school district that elects to offer athletic programs to immediately remove an athlete who is suspected of sustaining a concussion or head injury during that activity; prohibits the return of the athlete to that activity until he or she is evaluated by, and receives written clearance from, a licensed health care provider; requires, on a yearly basis, a concussion and head injury information sheet to be signed and returned by the athlete and the athlete's parent or guardian before the athlete's initiating practice or competition.

AB 1646 (Hayashi of 2010), would have required training for coaches to be able to identify symptoms of head and neck injury. *AB 1646 was held in the Assembly Appropriations Committee suspense file.*

AB 1893 (Hayashi of 2010), would have required all high school spirit activities coaches to have valid certification in CPR and first aid, including an understanding of signs, symptoms, and appropriate emergency action steps regarding potentially catastrophic injury, including but not limited to, head and neck injury and concussion. Pupils participating in this activity who experience or show signs of trauma or other injury must obtain a release from the treating provider before resuming these activities. *AB 1893 was held in the Assembly Education Committee.*

AB 533 (Hayashi of 2009), would have required training for coaches to be able to identify symptoms of head and neck injury. *AB 533 was held in the Assembly Appropriations Committee suspense file.*

- 5) *Support.* The Brain Injury Association of California writes that young athletes experiencing head injuries are at greater risk of long-term brain damage if injured during the critical stages of brain development. From 2002 to 2012 the number of reported sports-related concussions among student athletes doubled. The increase is attributed to many factors including greater awareness and recognition of traumatic brain injuries. However, research also shows that it is likely that self-reported concussion symptoms are under diagnosed, which may lead to premature return to play. The California PTA supports this bill because research shows even mild concussions can have long-term negative consequences if not treated properly. The California School Nurses Organization believes extending the protections in this bill are necessary for those engaged in not only K-12 sports activities but those engaged in other organized sports activities.
- 6) *Concern.* CSAC Excess Insurance Authority (CSAC EIA) expresses concern about this bill indicating that an onus will be placed on youth sports organizations for recordkeeping and removal of athletes from activities when suspected of having a concussion. Youth sport organizations do not have the resources to evaluate a youth athlete for concussion. Coaches are volunteer parents from the community. CSAC EIA is concerned people will not want to volunteer as coaches and the bill would potentially create a basis for liability if a youth sports organization does not distribute and/or obtain a parent's signature on the information sheet.

#### SUPPORT AND OPPOSITION:

**Support:** California Athletic Trainers' Association (sponsor)  
 American Medical Society for Sports Medicine  
 Brain Injury Association of California  
 California State PTA  
 California School Nurses Organization  
 Child Abuse Prevention Center  
 One individual

**Oppose:** None received